

Biosolids Management in New York State



October 1998

**New York State Department of Environmental Conservation
Division of Solid & Hazardous Materials
625 Broadway
Albany, New York 12233-7250**

FOREWORD

This report is an update to the Division of Solid Waste's 1994 edition of "Municipal Sewage Sludge Management Practices in New York State." It provides the most current information available concerning biosolids (sewage sludge) quality, quantity, and management practices for publicly owned treatment works (POTWs) located in New York State.

The term "biosolids," as used in this report, was formerly known as sewage sludge. Biosolids refers to the highly organic material consisting of settled solids that are the by-product of wastewater treatment. Biosolids, by statutory definition in New York State, is a solid waste.

Comments on this report may be sent to:

Sally J. Rowland, Ph.D., P.E.
Bureau of Waste Reduction & Recycling
Division of Solid & Hazardous Materials
New York State Department of Environmental Conservation
625 Broadway
Albany, New York 12233-7253

Date

Stephen Hammond, P.E.
Director
Division of Solid & Hazardous Materials

TABLE OF CONTENTS

	Page
SUMMARY.....	1
BIOSOLIDS MANAGEMENT PRACTICES	4
A. Sources for Information	4
B. Basic Information.....	5
C. Management Practices	5
D. Beneficial Use	10
TRENDS IN BIOSOLIDS MANAGEMENT	21
LEGISLATIVE AND REGULATORY ISSUES	24
A. Pertinent State Legislation	24
B. Regulation	24
APPENDICES	
A. NYSDEC Regional Offices	
B. POTW Information	
C. Biosolids Quality For Beneficial Use Facilities	

LIST OF TABLES

		Page
Table 1	Treatment Methods Employed by POTWs in New York State	6
Table 2	Dewatering Methods Employed by POTWs in New York State	6
Table 3	Landfills Accepting Biosolids in New York State	8
Table 4	Biosolids Incinerators in New York State	9
Table 5	Part 360 Permitted Biosolids Beneficial Use Facilities	13
Table 6	POTWs That Beneficially Use Their Biosolids	16

LIST OF FIGURES

Figure 1	Biosolids Management by New York State POTWs Dry Weight Basis	2
Figure 2	Biosolids Management by New York State POTWs By Number of POTWs	3
Figure 3	Beneficial Use of Biosolids by New York State POTWs Dry Weight Basis	11
Figure 4	Beneficial Use of Biosolids by New York State POTWs By Number of POTWs	12
Figure 5	Changes in Biosolids Management in New York State	22
Figure 6	Changes in Biosolids Management Facilities in New York State	23

SUMMARY

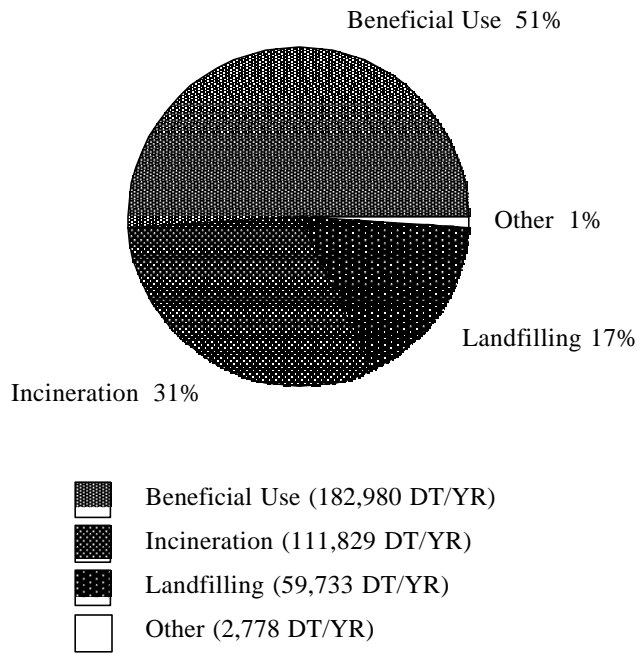
A recent survey of publicly-owned treatment works identified 583 publicly-owned treatment works (POTWs) that generate biosolids (sewage sludge) in New York State. They generate a total of about 360,000 dry tons of biosolids annually, or approximately 1,000 dry tons per day. Beneficial use, through methods such as heat drying and composting, is now the most popular biosolids management method, on a dry weight basis. Fifty-one percent of the biosolids generated, 510 dry tons per day, is beneficially used. Incineration is used to treat 31% of the biosolids generated, landfilling is used for disposal of 17%, and other methods (long-term storage, etc.) are used for one percent of the biosolids in New York State. Figure 1 depicts the biosolids management practices currently used in New York State.

In terms of the number of treatment plants in the State, 181 POTWs are currently involved in beneficial use, representing 29% of the plants. Landfilling is used by 246 POTWs, representing 40% of the POTWs. Incineration is used by 114 POTWs, or 18% of the POTWs. Other methods, such as lagooning, stockpiling, etc., are used by 82 POTWs, representing 13% of the POTWs. Figure 2 depicts this information. For the purposes of this report, if a POTW uses more than one management method, the POTW is counted under each method. Therefore, the total number of POTWs listed in Figure 2 is 623, although there are only 583 POTWs in the State.

Since the last New York State Department of Environmental Conservation (Department) report on biosolids management in 1994, the percentage of beneficial use has increased from 36% to 51%. A review of the 1989 Department report shows an even greater jump in the beneficial use, from 5% to 51% today. The quantity of biosolids incinerated has remained essentially the same since 1994. A significant drop in the quantity of biosolids landfilled has occurred since 1994, from 30% to 17%.

New York State is not currently delegated the authority to administer the federal regulatory program for biosolids management. Therefore, biosolids management is subject to both the federal criteria found in 40 CFR Part 503 Standards for the Use or Disposal of Sewage Sludge and the State regulations found in 6 NYCRR Part 360 Solid Waste Management Facilities.

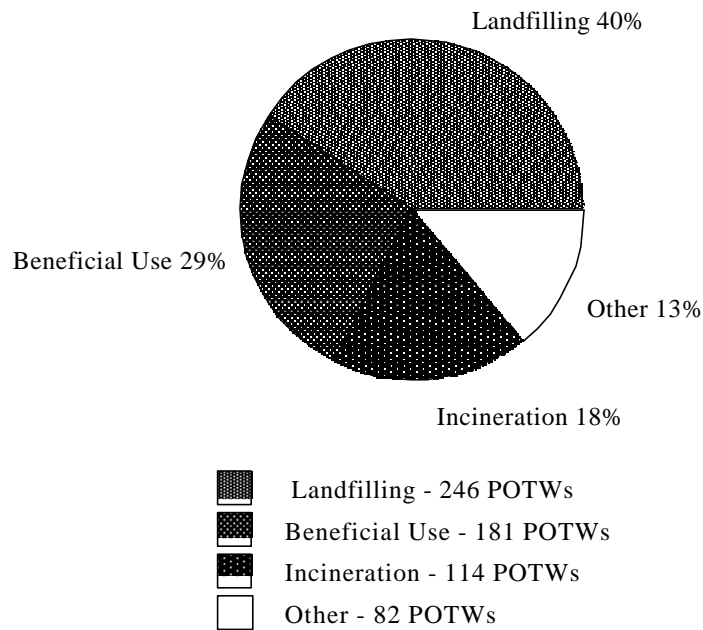
Figure 1
Biosolids Management
by New York State POTWs
Dry Weight Basis
October 1998



Total Production = 360,000 Dry Tons/Year or 1,000 Dry Tons/Day

Source: NYSDEC - Division of Solid & Hazardous Materials

Figure 2
Biosolids Management
by New York State POTWs
by Number of POTWs
October 1998



NOTE: If a POTW uses more than one management method, the POTW is counted under each method. Therefore, the total number of POTWs listed in Figure 2 is 623, although there are only 583 POTWs in the State.

Source: NYSDEC - Division of Solid & Hazardous Materials

BIOSOLIDS MANAGEMENT PRACTICES

A. *Sources for Information*

The data and information in this report are compiled from a number of sources, including: a survey of all publicly owned treatment works (POTWs) in the State, monitoring and information required by State permits, sampling and analysis conducted by the Department, and the existing data bases on wastewater treatment and biosolids management maintained by the Division of Solid & Hazardous Materials and the Division of Water. Each source is discussed briefly below.

1. Biosolids Survey

Periodically, the Department surveys all the POTWs in New York State concerning their biosolids management practices. The last survey was conducted in the spring of 1997. The survey does not include privately owned treatment works that treat domestic sewage or septage. These types of facilities are not addressed in this report. The survey requested information concerning the treatment process, information about the biosolids generated and how it is managed, and other general issues. Of the 583 POTWs surveyed, 532 responses were received, representing a 91% response rate. The 51 POTWs (about nine percent of the total number of facilities) that did not respond to the survey are very small facilities. They represent 0.6%, on a dry weight basis, of the biosolids generated in the State. For those facilities that did not respond to the survey, Department records and information were used to determine biosolids management practices.

2. Monitoring and General Information from State Permits

POTWs involved in the beneficial use of biosolids through land application, composting, and other means are required to obtain a Part 360 permit in New York State. The permit application and the permit require detailed information concerning the treatment facility and the biosolids generated. This information was used to develop this report.

3. Sampling and Analysis Conducted by the Department

The Department conducts a sampling and analysis program each year. The number of POTWs sampled each year varies depending on the amount of funding available and the parameters to be analyzed. The data from this sampling program is used in this report.

4. Existing Department Data Bases

Both the Division of Solid & Hazardous Materials and the Division of Water maintain data bases on the name and location of POTWs, treatment methods, biosolids quantity, management and quality. These data bases were used to develop the mailing list for the survey, to verify information submitted with the surveys, and to obtain biosolids quality data.

B. *Basic Information*

There are currently 583 POTWs in the State of New York that are producing biosolids. The combined design capacity of these POTWs is about 3.6 billion gallons per day (3,600 million gallons of wastewater per day [MGD]). The actual combined capacity of the POTWs is about 2.97 billion gallons per day (2,970 MGD). Over half of the treatment works have a design capacity of less than one MGD. Appendix B shows the flow rate of each treatment plant, by design and actual flow. The total biosolids generation rate is 360,000 dry tons per year or about 1,000 dry tons per day.

Appendix B also shows the biosolids treatment and dewatering methods currently used by each POTW in New York State. Tables 1 and 2 summarize the treatment and dewatering methods used by the POTWs in New York State. Aerobic digestion is the most popular method for biosolids treatment, used by 36% of the plants. Drying beds are the most common method for dewatering, used by 26% of the plants. As shown in these two tables, there is a variety of methods for treatment and dewatering employed in the State. There are also methods for more advanced treatment including composting and others that are discussed in greater detail in Section D, Beneficial Use.

C. *Management Practices*

The 1997 survey of publicly owned treatment works identified 583 POTWs that generate biosolids (sewage sludge) in New York State. They generate a total of about 360,000 dry tons of biosolids annually, or approximately 1,000 dry tons per day. Beneficial use, through methods such as heat drying and composting, is now the most popular biosolids management method, on a dry weight basis. Fifty-one percent of the biosolids generated, 510 dry tons per day, is beneficially used. Incineration is used to treat 31% of the biosolids generated, landfilling is used for disposal of 17%, and other methods (long-term storage, etc.) are used for one percent of the biosolids in New York State. (See Figure 1.)

In terms of the number of treatment plants in the State, 181 POTWs are currently involved in beneficial use, representing 29% of the plants. Landfilling is used by 246 POTWs, representing 40% of the POTWs. Incineration is used by 114 POTWs (18%) and other methods are used by 82 POTWs (13%). (See Figure 2.)

Table 1

**Treatment Methods Employed
By POTWs In New York State
October 1998**

TREATMENT METHOD	# POTWs	% OF POTWs	TOTAL BIOSOLIDS (Dry Tons/Year)
Aerobic Digestion	212	36.4	29,338
Anaerobic Digestion	156	26.8	218,674
None	87	14.9	85,087
Septic Tank	53	9.0	208
Imhoff Tank	32	5.5	1,919
Lagoon	25	4.3	1,551
Lime Stabilization	12	2.1	16,133
Holding Tank	2	0.3	87
Wet Air Oxidation	2	0.3	3,925
Aero/Anaerobic Digestion	1	0.2	364
Reed Beds	1	0.2	34
Total	583	100.0	357,320

Table 2

**Dewatering Methods Employed
By POTWs In New York State
October 1998**

DEWATERING METHOD	# POTWs	% OF POTWs	TOTAL BIOSOLIDS (Dry Tons/Year)
None	254	43.6	17,084
Drying Beds	153	26.2	8,267
Belt Filter Press	130	22.4	184,498
Centrifuge	27	4.6	133,674
Plate & Frame Press	13	2.2	8,873
Vacuum	6	1.0	4,924
Total	583	100.0	357,320

Source: NYSDEC - Division of Solid & Hazardous Materials

1. Beneficial Use

There are many methods for beneficial use of biosolids. These methods and the facilities utilizing these methods are described in greater detail in Section D, Beneficial Use.

2. Landfilling

Landfilling continues to be a viable management method for biosolids generated in the State. Seventeen percent of the biosolids generated (170 dry tons per day), from 246 POTWs, goes to landfills. Of the 170 dry tons per day, approximately sixty-four percent is landfilled in-State; the remainder leaves the State for disposal. In New York State, most biosolids are landfilled in municipal solid waste landfills that accept primarily municipal solid waste (refuse). At present, there are 23 MSW landfills and one monofill (sludge-only landfill) accepting biosolids in the State. Table 3 lists the landfills that accept biosolids, each landfill's permit status, and the quantity of biosolids accepted.

3. Incineration

There are 114 POTWs using incineration as a means of biosolids treatment. A list of the 22 biosolids incinerators in the State, with pertinent information, is found in Table 4. These incinerators, located at POTWs, handle a total of 300 dry tons per day. Further, about ten dry tons per day are incinerated at out-of-State facilities. Incineration by itself is not a disposal method. However, it does reduce biosolids quantity by at least 70%, but the resultant residue ash from biosolids incineration in New York State is currently landfilled.

4. Other Methods

Other management/disposal methods include:

*Treatment lagoons - Impoundments where biosolids are retained for a long period of time. Biosolids are removed when needed, possibly once every ten to 20 years.

*Stockpiling on-site - Storing dewatered biosolids on-site. Storage is limited to 18 months or less without a solid waste (Part 360) permit.

*Holding or temporary storage - Biosolids are temporarily stored in some type of holding tank.

*Contracted hauler - Biosolids are hauled away by a permitted hauler and the POTW is not sure where the biosolids are disposed.

Table 3

**Landfills Accepting Biosolids In New York State
October 1998**

FACILITY NAME	PERMIT EXPIRES	PART 360 PERMIT STATUS	SLUDGE QUANTITY Dry Tons/Year
DEC Region 3			
1 Al Turi	09/23/02	Permit	1,472
2 Sullivan County	05/12/99	Permit	811
DEC Region 4			
3 Colonie	06/10/99	Permit	1,247
4 Delaware County	07/09/02	Permit	1,021
5 Rensselaer SD # 1	11/01/98	Permit	1,247
DEC Region 5			
6 Franklin Co. Regional	06/01/04	Permit	416
7 Fulton County	01/01/04	Permit	2,963
8 Indian Lake		Closure Order	36
DEC Region 6			
DANC	02/27/06	Permit	1,895
DEC Region 7			
10 Broome Co Nanticoke	03/22/01	Permit	66
11 Auburn LF No. 2	11/15/95	SAPA	11
12 Chenango County	10/09/02	Permit	275
13 Cortland County	11/01/94	SAPA	650
W side ext			
14 Bristol Hill	07/01/02	Permit	405
DEC Region 8			
15 Chemung County SWMD	01/17/06	Permit	827
16 High Acres	11/24/03	Permit	1,042
Western Expan.			
17 Ontario County	05/10/05	Permit	1,831
18 Seneca Meadows	03/31/00	Permit	7,205
19 Bath	12/15/03	Permit	617
DEC Region 9			
20 Allegany County	09/30/89	SAPA	811
21 Chautauqua	10/31/97	Permit	2,484
22 CID	12/01/90	SAPA	661
23 Modern	12/31/05	Permit	6,420
24 Niagara Recycling Inc.	04/30/05	Permit	3,789
Total			38,202

Note: SAPA = Operating under the State Administrative Procedures Act

Source: NYSDEC - Division of Solid & Hazardous Materials

Table 4**Biosolids Incinerators In New York State****October 1998**

FACILITY NAME	TYPE	SLUDGE QUANTITY Dry Tons/Year
DEC Region 1		
1 Port Washington	Fluidized Bed	554
2 Suffolk Co SD# 3 Southwest	Multiple Hearth	8,398
DEC Region 3		
3 Arlington	Fluidized Bed	471
4 New Rochelle	Multiple Hearth	3,570
5 Ossining	Multiple Hearth	1,980
6 Port Chester	Fluidized Bed	1,636
DEC Region 4		
7 Albany North	Multiple Hearth	6,667
8 Albany South	Multiple Hearth	3,000
DEC Region 5		
9 Saratoga County SD# 1	Fluidized Bed	5,303
10 Glens Falls	Fluidized Bed	2,046
DEC Region 6		
11 Little Falls	Fluidized Bed	964
12 Watertown	Fluidized Bed	2,337
13 Oneida County	Fluidized Bed	7,929
DEC Region 7		
14 Auburn	Multiple Hearth	798
15 Oswego East Side	Multiple Hearth	1,010
16 Oswego West Side	Multiple Hearth	375
DEC Region 8		
17 Frank E Van Lare	Multiple Hearth	24,460
18 Gates-Chili-Ogden	Multiple Hearth	3,209
19 Northwest Quadrant	Multiple Hearth	4,749
DEC Region 9		
20 Bird Island	Multiple Hearth	23,372
21 Southtowns	Fluidized Bed	2,504
22 Tonawanda	Multiple Hearth	2,678
Total		108,010

Source: NYSDEC - Division of Solid & Hazardous Materials

These methods are practiced by 82 POTWs, which handle about ten dry tons per day. Since these methods are generally limited to small treatment plants, the quantity of biosolids connected with these methods accounts for only about one percent of the Statewide biosolids production.

D. *Beneficial Use*

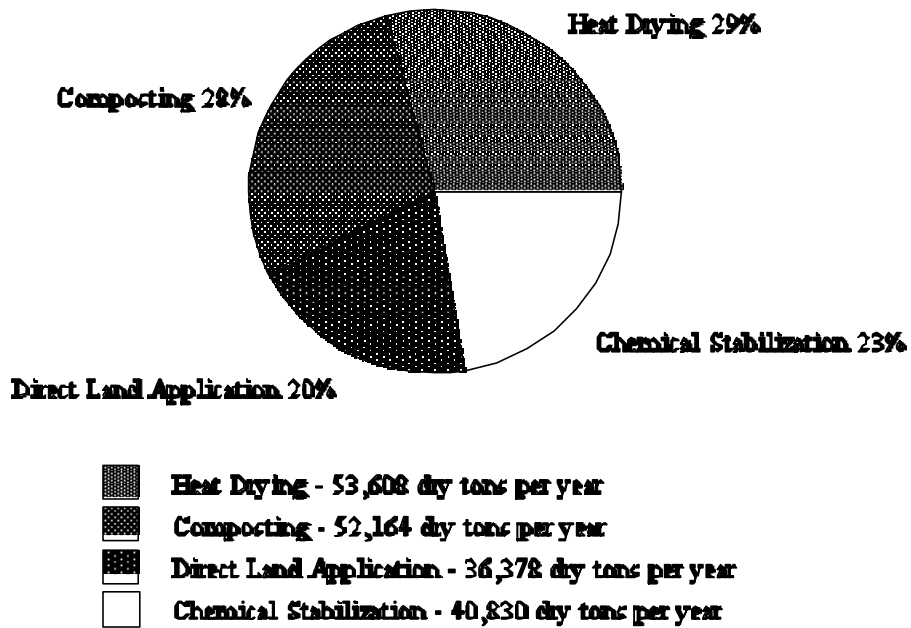
As mentioned above, beneficial use is the most popular method, on a dry weight basis, for managing biosolids generated in New York State. Fifty-one percent of the biosolids generated is beneficially used. There are a number of methods for beneficial use. Figures 3 and 4 depict the breakdown of beneficial use methods utilized, based on quantity of biosolids and the number of facilities. On a dry weight basis, most biosolids beneficial use involves heat drying and use of the resultant pellets as a fertilizer. There are only two heat dryers in the State, compared to 30 composting facilities; however, since the heat dryer in New York City is so large, it treats a large proportion of the biosolids beneficially used.

There are 65 permitted facilities in New York State involving the beneficial use of biosolids. This includes 30 composting facilities, 30 land application facilities, two heat drying facilities, and three chemical stabilization facilities. These facilities are listed in Table 5. In New York State, one permit may govern more than one POTW. For example, if two POTWs are taking their biosolids to one composting facility, one Part 360 permit is required for the composting facility, and each POTW is approved for that facility.

Biosolids, like commercial fertilizer, can move to markets in many states, not just the state of origin. Biosolids and biosolids products generated in New York State, primarily in New York City, are shipped to a number of states for use as fertilizers and soil supplements, including citrus farms in Florida. Of the 510 dry tons of biosolids that are destined for beneficial use each day, about 79% is shipped out-of-state for use at this time. A list of the POTWs involved in beneficial use is found in Table 6.

The use of the biosolids or biosolids products depends on the characteristics of the product and the needs of the marketplace. So-called Class B biosolids, such as digested biosolids, are typically used in agriculture as a nitrogen source for the growth of crops. Composted biosolids are typically used in landscaping due to their high organic matter and low nutrient content, which makes compost a good soil amendment, but a poor fertilizer. Chemically stabilized biosolids are typically used as an agricultural lime due to their pH and neutralizing value. Heat-dried pellets are typically used directly as a fertilizer for nutrient content or blended with other fertilizers and the resultant material is used as a fertilizer product.

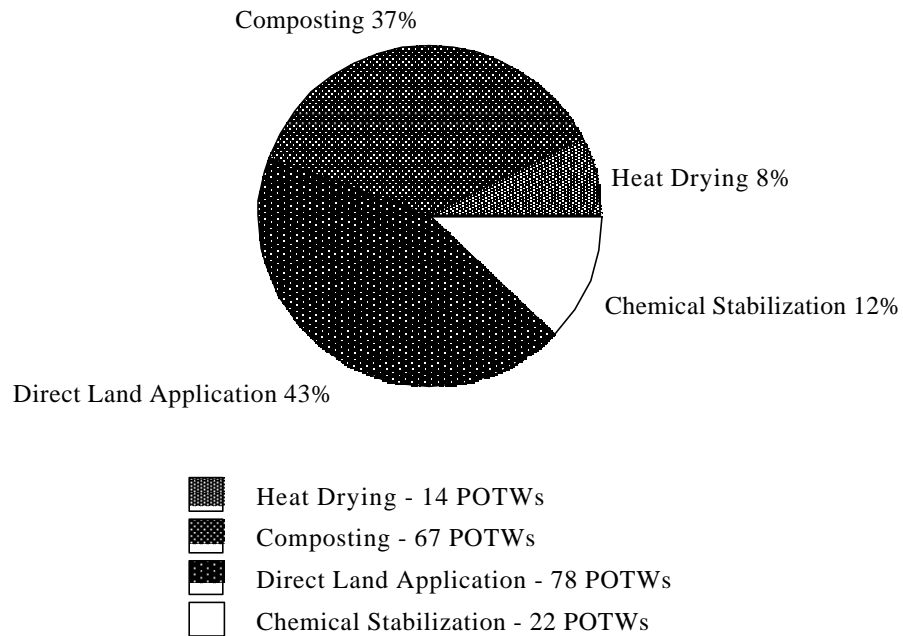
Figure 3
Beneficial Use of Biosolids
by New York State POTWs
Dry Weight Basis
October 1998



Total = 182,980 Dry Tons Per Year

Source: NYSDEC - Division of Solid & Hazardous Materials

Figure 4
Beneficial Use of Biosolids
by New York State POTWs
By Number of POTWs
October 1998



NOTE: If a POTW uses more than one management method, the POTW is counted under each method. Therefore, the total number of POTWs listed in Figure 4 is 181, although there are only 158 POTWs in the State that beneficially used their biosolids (see Table 6).

Source: NYSDEC - Division of Solid & Hazardous Materials

Table 5
Part 360 Permitted
Biosolids Beneficial Use Facilities
October 1998

FACILITY NAME	FACILITY TYPE	QUANTITY Dry Tons/Year
DEC Region 1		
1 Cedarhurst (V) Compost Fac.	Composting	80
2 Lawrence (V) Compost Facility	Composting	26
DEC Region 2		
3 NYOFCO Heat Drying Facility	Heat Drying	49,500
DEC Region 3		
4 Tri-Municipal Compost Facility	Composting	166
5 Rockland Co. Co-Composting Fac.	Composting	4,163
6 Saugerties N-Viro Facility	Chemical Stabilization	189
7 Yorktown Hgts Compost Facility	Composting	269
DEC Region 4		
8 Guilderland Compost Facility	Composting	404
9 Oneonta Compost Facility	Composting	460
10 Schenectady Compost Facility	Composting	2,520
DEC Region 5		
11 Clinton County Compost Fac.	Composting	2,702
12 Rouses Point Compost	Composting	116
13 Beebe Farm	Land Application	50
14 Bernard Leerkes Farm	Land Application	155
15 Speculator Biosolids Land Appl.	Land Application	17
16 Adirondack BIO*FIX Facility	Chemical Stab.(Under construction) up to	18,000
DEC Region 6		
17 Louis B. DeMario Farm	Composting	224
18 Camden (V) Land application	Land Application	41
19 Manion, Rotondo, Matis Farms	Land Application	20
20 Thurston Farm	Land Application	109

Table 5 (Continued)

21 Vernon WWTF	Land Application	4
22 Backas, Parks & Kimble Farms	Land Application	82
23 Gilbert Farm and others	Land Application	189

DEC Region 7

24 Binghamton-Johnson (C) Compost	Composting	1,285
25 Chenango (T) Compost Facility	Composting	148
26 Endicott Compost Facility	Composting	692
27 Weedsport Joint Compost Fac.	Composting	50
28 Greene (V) Compost Facility	Composting	15
29 Chittenango	Land Application	135
30 LBD Enterprises, Inc. Site	Land Application	244
31 Paul Pushlar Farm	Land Application	50
32 Syracuse Metro N-Viro Facility	Chemical Stabilization	10,153
33 Banner Farm	Land Application	26
34 Marks Farm	Land Application	31
35 Ed Torbert Farm and others	Land Application	52
36 Klett Brothers Farm	Land Application	27
37 Schweiger Farm	Land Application	159

DEC Region 8

38 LeRoy (V) Compost Facility	Composting	665
39 Mt. Morris Compost Facility	Composting	70
40 Martin/Bucci Farms	Land Application	27
41 Churchville Compost Facility	Composting	33
42 Webster (V) Compost Facility	Composting	200
43 Clifton Springs Compost Fac.	Composting	40
44 Geneva (C) Compost Facility	Composting	1,390
45 Manchester/Shortsvl Compost	Composting	71
46 Medina (V) Compost Facility	Composting	267
47 Michael Bonafede Farm	Land Application	260
48 Norman White Farm	Land Application	81
49 Erwin Compost Facility	Composting	45
50 Wayland Compost Facility	Composting	85
51 H. Joseph Donlon Farms & others	Land Application	209
52 Helmer Creek Rd Site & others	Land Application	633
53 S. Corning(V) Land Application	Land Application	7
54 Gibbs Farm	Land Application	50
55 Ontario Land Application	Land Application	73

Table 5 (Continued)

56 Gernold/Sensenig/Dundee (V)	Land Application	38
DEC Region 9		
57 Little Valley (V) Property	Land Application	24
58 Valent/Hoag/Scharf Farms	Land Application	74
59 Brennan Farm	Land Application	13
60 Miktuk Farms and others	Land Application	350
61 Gowanda (V) Compost Facility	Composting	240
62 Amherst Heat Drying Facility	Heat Drying	4,108
63 Lockport Compost Facility	Composting	2,628
64 Newfane Compost Facility	Composting	356
65 Attica (V) Compost Facility	Composting	180
Total		86,770*

* This figure indicates the quantity of biosolids that are currently permitted under the Part 360 program. It does not include facilities currently under construction.

Source: NYSDEC - Division of Solid & Hazardous Materials

Table 6
POTWs That Beneficially
Use Their Biosolids
October 1998

FACILITY NAME	SPDES #	USE METHOD	QUANTITY Dry Tons/Year
DEC Region 1			
1 BAY PARK	26450	Composting	8,202
2 BELGRAVE	26841	Composting	84
3 CEDAR CREEK	26859	Composting	7,935
4 CEDARHURST	22462	Composting	80
5 INWOOD	26441	Composting	37
6 LAWRENCE	20354	Composting	26
7 WEST LONG BEACH	23523	Composting	42
DEC Region 2			
8 HUNT'S POINT	26191	Heat Drying/Land Appl.	13,980
9 26TH WARD	26212	Heat Drying/Land Appl.	6,530
10 CONEY ISLAND	26182	Heat Drying/Land Appl.	6,930
11 NEWTOWN CREEK	25976	Heat Drying/Land Appl.	18,580
12 OWLS HEAD	26166	Heat Drying/Land Appl.	9,550
13 RED HOOK	27073	Heat Drying/Land Appl.	3,460
14 NORTH RIVER	26247	Heat Drying/Land Appl.	10,660
15 WARDS ISLAND	26131	Heat Drying/Land Appl.	16,240
16 BOWERY BAY	26158	Heat Drying/Land Appl.	11,830
17 JAMAICA	26115	Heat Drying/Land Appl.	6,500
18 ROCKAWAY	26221	Heat Drying/Land Appl.	1,190
19 TALLMAN ISLAND	26239	Heat Drying/Land Appl.	5,120
20 OAKWOOD BEACH	26174	Heat Drying/Land Appl.	2,600
21 PORT RICHMOND	26107	Heat Drying/Land Appl.	3,230
DEC Region 3			
22 TRI-MUNICIPAL	149209	Composting	166
23 MONTGOMERY SD#1	247782	Land Application	1
24 MONTGOMERY SD#2	109622	Land Application	6
25 ORANGE CO SD #1	27901	Composting	240
26 PINEBUSH	110019	Land Application	15
27 WALLKILL	24422	Composting	38
28 HAVERSTRAW	28533	Composting	787
29 ORANGETOWN	26051	Composting	1,050
30 ROCKLAND CO SD#1	31895	Composting	2,682
31 SLOATSVILLE	105198	Composting	1

Table 6 (Continued)

32 STONY POINT	28851	Composting	140
33 SUFFERN	22748	Composting	284
34 BLOOMINBURG	208426	Land Application	4
35 SAUGERTIES	31208	Chemical Stabilization	189
36 CAMP SMITH	30503	Land Application	10
37 NORTH CASTLE	109584	Land Application	73
38 YONKERS	26689	Chemical Stabilization	11,088
39 YORKTOWN	26743	Composting	269

DEC Region 4

40 CAMP EDWARD	31836	Land Application	1
41 THACHER ST PK	29092	Land Application	1
42 NOTT ROAD	22225	Composting	404
43 ATHENS	20869	Composting	5
44 BRICK ROW	20877	Composting	1
45 NEW BALTIMORE S. A.	27359	Land Application	4
46 COOPERSTOWN	23591	Composting	150
47 ONEONTA	31151	Composting	460
48 GLENVILLE	25275	Land Application	5
49 SCHENECTADY	20516	Composting	2,514
50 WOODHAVEN	29505	Land Application	5
51 CAMP SUMMIT	30660	Composting	3
52 COBLESKILL	24201	Composting	28
53 SCHOHARIE	23655	Land Application	22

DEC Region 5

54 ALTONA COR FAC	183512	Composting	41
55 CHAMPLAIN PARK	20834	Composting	10
56 KEESEVILLE	25097	Composting	50
57 LYON MT SD	239577	Land Application	1
58 PERU	23949	Composting	62
59 PLATTSBURGH	26018	Composting	2,588
60 ROUSES POINT	21831	Composting	116
61 PORT HENRY/MORIAH	22969	Land Application	50
62 TICONDEROGA	36706	Land Application	155
63 WESTPORT	20222	Composting	23
64 HIGH STREET	27863	Land Application	6
65 SPECULATOR	26484	Land Application	17
66 HADLEY	20184	Composting	5
67 FORT ANN	30627	Composting	12
68 WASHINGTON CoSD#2	183695	Composting	466

Table 6 (Continued)**DEC Region 6**

69 DEFERIET	20931	Land Application	6
70 1,000 ISLANDS PARK	30686	Land Application	1
71 GLENFIELD	20281	Land Application	1
72 CAMDEN	21377	Land Application	41
73 SHERRILL	22110	Land Application	109
74 VERNON	20249	Land Application	4
75 WATERVILLE	28461	Land Application	20
76 COLTON	22012	Land Application	4
77 DEKALB JUNCTION	34762	Land Application	3
78 EDWARDS	23809	Land Application	7
79 HEUVELTON	27146	Land Application	82
80 MADRID	24635	Land Application	12
81 NORFOLK SD#1	23604	Land Application	10
82 N.LAWRENCE/NICHOL	110116	Land Application	5
83 POTSDAM VILLAGE	20818	Land Application	175
84 WANAKENA SD# 1	34533	Land Application	1

DEC Region 7

85 BINGH-JOHNSON	24414	Composting	1,285
86 ENDICOTT	27669	Composting	692
87 NORTHGATE	213781	Composting	144
88 PINE VALLEY Sub#11	156825	Land Application	1
89 PINE VALLEY Sub#1	90662	Land Application	1
90 QUINN ESTATES	213292	Composting	3
91 SD#10 (PENNVIEW)	233200	Composting	1
92 AURORA	23558	Composting	9
93 UNION SPRINGS	24228	Composting	30
94 WEEDSPORT	20559	Composting	50
95 CAMP PHARSALIA	103781	Land Application	5
96 GREENE	21407	Composting	15
97 CUYLER SD#1	90867	Land Application	1
98 CANASTOTA	29807	Land Application	244
99 CAZENOVIA (Madison)	28525	Land Application	68
100 CHITTENANGO	21539	Land Application	135
101 ONEIDA CITY	26956	Composting	224
102 BALDWSNV/SENECA	30571	Chemical Stabilization	389
103 BREWERTON	27596	Chemical Stabilization	275
104 GREENFIELD	97551	Chemical Stabilization	7
105 HARBOUR HEIGHTS	27740	Chemical Stabilization	3
106 JAMESVILLE PEN.	27651	Chemical Stabilization	18

Table 6 (Continued)

107 JORDON	105007	Chemical Stabilization	30
108 MARCELLUS	20532	Chemical Stabilization	54
109 MEADOWB/LIME.	27723	Chemical Stabilization	568
110 OAK ORCHARD	30317	Chemical Stabilization	1,543
111 SKANEATELES	94480	Chemical Stabilization	100
112 SYRACUSE	27081	Chemical Stabilization	6,782
113 TULLY	26824	Land Application	26
114 WETZEL ROAD	27618	Chemical Stabilization	383
115 WHISPERING OAKS	231321	Chemical Stabilization	1
116 HASTINGS	157376	Land Application	5
117 MEXICO	36617	Land Application	31
118 SLEEPY HOLLOW	29238	Land Application	1
119 OWEGO #1	22730	Land Application	52
120 OWEGO VILLAGE	29262	Land Application	27
121 WAVERLY	31089	Land Application	159
DEC Region 8			
122 LE ROY	30546	Composting	665
123 DANVILLE	24384	Land Application	115
124 MOUNT MORRIS	30741	Composting	70
125 NUNDA	108421	Land Application	27
126 CHURCHVILLE	32026	Composting	33
127 CLIFTON SPRINGS	20311	Composting	40
128 GENEVA (Marsh Creek)	27049	Composting	1,354
129 MANCHESTER/SHORT.	30813	Composting	71
130 ALBION	28401	Land Application	260
131 MEDINA	21873	Composting	240
132 MONTOUR FALLS	21865	Land Application	56
133 SENECA FALLS	33308	Land Application	81
134 ADDISON	20320	Land Application	40
135 BATH	21431	Land Application	350
136 CANISTEO	23248	Land Application	72
137 ERWIN	23906	Composting	45
138 HORNELL	23647	Land Application	209
139 SOUTH CORNING	110531	Land Application	7
140 WAYLAND	32999	Composting	85
141 ONTARIO	27171	Land Application	73
142 WALWORTH	25704	Land Application	50

Table 6 (Continued)

143 WOLCOTT	20303	Composting	36
144 DUNDEE	25445	Land Application	38
<hr/>			
DEC Region 9			
145 CATTARAUGUS	25861	Land Application	6
146 LITTLE VALLEY	104795	Land Application	24
147 PORTVILLE	20966	Land Application	20
148 SALAMANCA	20508	Land Application	72
149 SOUTH DAYTON	204846	Land Application	2
150 ELLICOTT SD#6	3719	Land Application	3
151 SILVER CREEK	22411	Land Application	13
152 S & C CHAUT. LAKE	106895	Land Application	347
153 AMHERST SD #16	25950	Heat Drying	4,108
154 GOWANDA	32093	Composting	280
155 LOCKPORT	27057	Composting	2,628
156 MIDDLEPORT	22331	Composting	27
157 NEWFANE	27774	Composting	356
158 ATTICA	21849	Composting	180
<hr/>			
Total			182,980

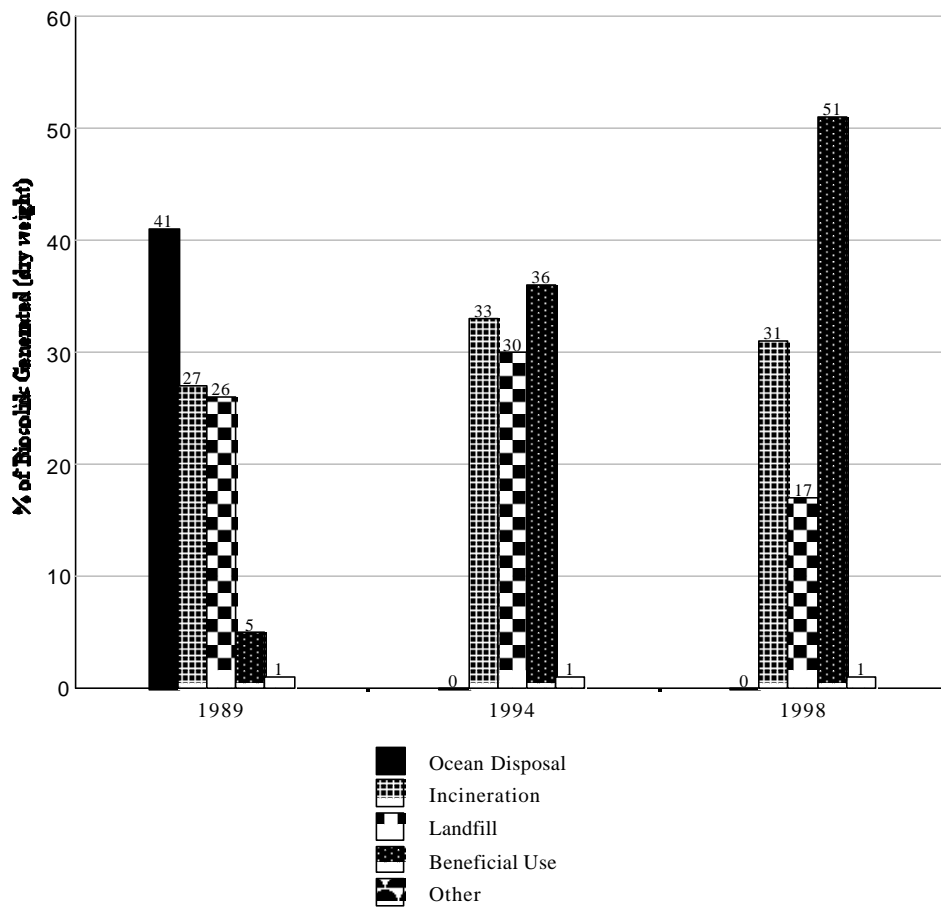
Source: NYSDEC - Division of Solid & Hazardous Materials

TRENDS IN BIOSOLIDS MANAGEMENT

The Department published sewage sludge management practices reports in 1989 and 1994. A review of the data presented in these two reports, with the current data, will help to determine trends in the management of biosolids in New York State. Figure 5 depicts the change in biosolids management in New York State since 1989. The largest increase is in beneficial use, from five percent in 1989 to 51% in 1998. The biggest drop is due to the banning of ocean disposal, reducing ocean disposal from 41% in 1989 to zero percent in 1994 and 1998.

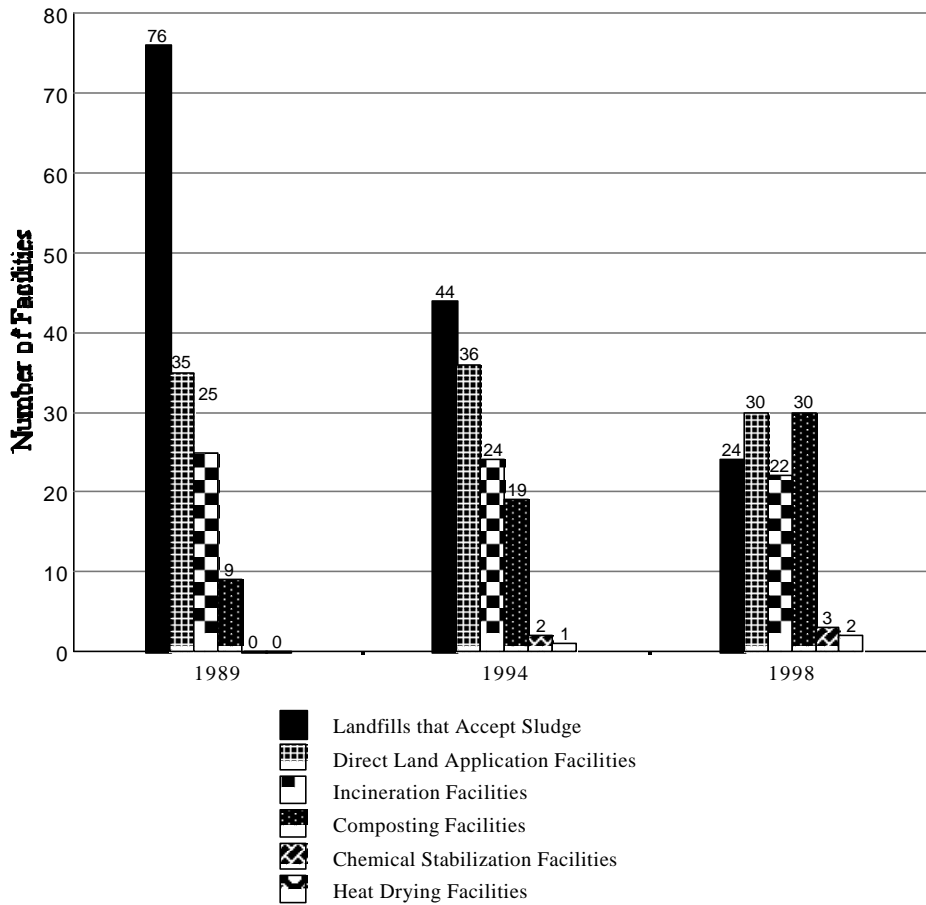
Figure 6 depicts the number of facilities operating in 1989, 1994, and 1998. The number of composting facilities has increased from seven in 1989 to 30 in 1998. Although the number of heat drying and chemical stabilization facilities has increased modestly (from zero to two for each), two of the facilities are large. A private heat drying facility in New York City, NYOFCO, processes about 136 dry tons of biosolids per day. A private N-Viro chemical stabilization facility in Syracuse, New York, run by Waste Stream Environmental, Inc., treats 28 dry tons of biosolids per day.

Figure 5
Changes in
Biosolids Management
in New York State
October 1998



Source: NYSDEC - Division of Solid & Hazardous Materials

Figure 6
Changes in
Biosolids Management Facilities
in New York State
October 1998



Source: NYSDEC - Division of Solid & Hazardous Materials

LEGISLATIVE AND REGULATORY ISSUES

A. *Pertinent State Legislation*

The Legislature declared its intent in the Solid Waste Management Act of 1988 (Chapter 70, Laws of 1988) to foster proper management of solid waste in order to protect public health and the environment. The Solid Waste Management Act establishes a hierarchy of solid waste management techniques with waste reduction and reuse/recycling as the key strategies for the New York State solid waste management policy. New York State must identify and encourage the implementation of effective waste reduction/reuse/recycling techniques in a manner that protects public health and the environment. In New York State, biosolids beneficial use is considered recycling.

In addition, Environmental Conservation Law (ECL) Section 27-0703 gives the Department the authority to:

“Adopt and promulgate, amend and repeal rules and regulations governing the operation of solid waste management facilities. Such rules and regulations shall be directed at the prevention or reduction of: (I) water pollution, (ii) air pollution, (iii) noise pollution, (iv) obnoxious odors, (v) unsightly conditions caused by uncontrolled release of litter, (vi) infestation of flies, and vermin, and (vii) other conditions inimical to the public health, safety and welfare.”

Land application, composting, heat drying, and chemical stabilization are effective methods for recycling organic waste found in the solid waste stream, including biosolids, and meeting the policy objectives of Chapter 70, Laws of 1988. However, to protect human health and the environment as outlined in Chapter 70, Laws of 1988 and Section 27-0703 of the ECL, it is imperative that these facilities be designed and operated in an environmentally sound manner and the resultant soil conditioning products meet appropriate standards for use. These products are derived from solid waste and could contain unacceptable levels of heavy metals, human pathogenic organisms, and other constituents of concern if not properly controlled.

B. *Regulation*

1. New York State

The primary regulations governing solid waste management facilities in New York State are 6 NYCRR Part 360 Solid Waste Management Facilities (Part 360), effective November 26, 1996. The criteria applicable to biosolids beneficial use are found in Subparts 360-1 (General Provisions), 360-4 (Land Application Facilities), and 360-5 (Composting Facilities). The regulations are designed to establish criteria based on the potential environmental and human health risk involved.

For biosolids land application and composting facilities, the criteria are found primarily in the following sections:

- 360-4.1 Applicability and exemptions.
- 360-4.3 Sewage sludge and septage: permit application.
- 360-4.4 Sewage sludge and septage: operational requirements.
- 360-5.2 Permit application: sludge and solid waste.
- 360-5.3 Operational requirements: sludge and solid waste.

The Department is currently considering revisions to Subparts 360-4 and 360-5 to incorporate federal Part 503 and make other needed changes. Subparts 360-4 and 360-5 were last revised in 1988. The Department's contact for the biosolids regulations under Subparts 360-4 and 360-5 is Sally J. Rowland, Ph.D., P.E. Dr. Rowland can be reached at 518-457-3966. The regulations are available on the Department's website at: <http://www.dec.state.ny.us/website/regs/360.htm>

2. Federal

The federal regulations that govern sewage sludge are found in 40 CFR Part 503 Standards for the Use or Disposal of Sewage Sludge, which were published in 1993. New York State is not currently delegated for the federal sewage sludge program. Therefore, sewage sludge beneficial use facilities must comply with both applicable State and federal regulations governing this practice. The criteria for the beneficial use of biosolids in the federal Part 503 rule are found in the following areas:

- Subpart A - General Provisions.
- Subpart B - Land Application.
- Subpart D - Pathogens and Vector Attraction Reduction.
- Appendix A - Procedure to Determine the Annual Whole Sludge Application Rate for a Sewage Sludge.
- Appendix B - Pathogen Treatment Processes.

The United States Environmental Protection Agency contact for federal biosolids regulation under Part 503 in New York State is Alia Roufaeal. Ms. Roufaeal can be reached at 212-637-3864.

Appendix A

New York State Department of Environmental Conservation's Regional Offices

Appendix B
POTW Information

NEW YORK STATE DEPARTMENT OF ENVIRONMENTAL CONSERVATION
 DIVISION OF SOLID & HAZARDOUS MATERIALS
 1998 POTW INFORMATION

FACILITY NAME	SPDES NUMER	DESIGN FLOW,mgd	ACTUAL FLOW,mgd	SLUDGE TREATMENT	DEWATERING METHOD	BIOSOLIDS QUANTITY	BIOSOLIDS MANAGEMENT METHOD	ULTIMATE USE/DISPOSAL LOCATION
						Dry Ton/Year		
DEC Region 1								
NASSAU COUNTY								
BAY PARK	26450	70.000	54.600	Anaerobic Digestion	Belt Filter Press	8202	Composting	Out-of-State
BELGRAVE	26841	2.000	1.396	Anaerobic Digestion	None	84	Composting	Thru Bay Park
CEDAR CREEK	26859	72.000	51.200	Anaerobic Digestion	Belt Filter Press	7935	Composting	Out-of-State
CEDARHURST	22462	1.000	0.865	Anaerobic Digestion	Belt Filter Press	80	Composting	On-site
CONTINENTAL VILLA OF LOCUST VALLEY	189995	0.012	0.000			0		
GLEN COVE	26620	8.000	4.140	None	Belt Filter Press	930	Landfilling	Out-of-State
GREAT NECK	26999	3.800	2.725	Anaerobic Digestion	Belt Filter Press	168	Landfilling	Out-of-State
GREAT NECK VILLAGE	22128	1.500	0.900	Anaerobic Digestion	None	68	Landfilling	Out-of-State
INWOOD	26441	2.500	1.117	Anaerobic Digestion	None	37	Composting	Thru Bay Park
LAWRENCE	20354	1.500	1.423	Anaerobic Digestion	Belt Filter Press	26	Composting	On-site
LONG BEACH	20567	7.500	6.280	Anaerobic Digestion	Belt Filter Press	402	Landfilling	Out-of-State
OYSTER BAY	21822	1.800	1.166	Anaerobic Digestion	None	59	Landfilling	Out-of-State
PORT WASHINGTON	26778	4.000	2.974	None	Belt Filter Press	554	Incineration	Ash stored on site
WEST LONG BEACH	23523	1.500	0.552	Anaerobic Digestion	None	42	Composting	Thru Bay Park
SUFFOLK COUNTY								
CENTRAL WWTP (PLUM ISLAND)	8117	0.060	0.086	Reed Beds	None	34	On-site Storage	On reed beds
FISHERS ISLAND	199214	0.021	0.001	Septic Tank	None	1	Landfilling	Out-of-State
*GREENPORT	20079	0.655	0.000	Imhoff Tank	Drying Beds	30	Incineration	Thru Suffolk Co SD#3
HUNTINGTON	21342	2.500	2.160	Anaerobic Digestion	Belt Filter Press	450	Landfilling	Out-of-State
NORTHPORT	24881	0.340	0.298	Aerobic Digestion	None	40	Incineration	Thru Suffolk Co SD#3
OCEAN BEACH	20168	0.500	0.310	None	None	13	Incineration	Thru Suffolk Co SD#3
*PATCHOQUE	23922	0.500	0.350	None	None	40	Incineration	Thru Suffolk Co SD#3
RIVERHEAD	20061	1.300	0.693	Anaerobic Digestion	None	1040	Incineration	Thru Suffolk Co SD#3
SAG HARBOR	28908	0.150	0.074	None	None	25	Incineration	Thru Suffolk Co SD#3
*SCAVENGER	199079	0.030	0.018	Aerobic Digestion	Drying Beds	360	Incineration	Thru Suffolk Co SD#3
SUFFOLK CO SD# 1 PORT JEFFERSON	21750	0.850	0.823	None	None	213	Incineration	Thru Suffolk Co SD#3
SUFFOLK CO SD# 11 SELDEN	79324	1.540	1.757	Aerobic Digestion	None	527	Incineration	Thru Suffolk Co SD#3
SUFFOLK CO SD# 13 WINDWATCH	77429	0.400	0.130	Aerobic Digestion	None	12	Incineration	Thru Suffolk Co SD#3
SUFFOLK CO SD# 14 PARKLAND	65358	1.250	0.515	Aerobic Digestion	None	143	Incineration	Thru Suffolk Co SD#3
SUFFOLK CO SD# 15 NOB HILL	77330	0.090	0.069	Aerobic Digestion	None	29	Incineration	Thru Suffolk Co SD#3
SUFFOLK CO SD# 18H HEARTLAND	84514	0.200	0.134	Aerobic Digestion	None	119	Incineration	Thru Suffolk Co SD#3
SUFFOLK CO SD# 18S HAUPPAUGE INDUS.	136964	0.250	0.123	Anaerobic Digestion	None	74	Incineration	Thru Suffolk Co SD#3
SUFFOLK CO SD# 2 HOLBROOK	91090	0.080	0.065	Anaerobic Digestion	None	16	Incineration	Thru Suffolk Co SD#3
SUFFOLK CO SD# 21 SUNY	206644	2.500	2.030	Anaerobic Digestion	None	319	Incineration	Thru Suffolk Co SD#3
SUFFOLK CO SD# 22 HAUPPAUGE MUNI.	66028	0.288	0.108	Aerobic Digestion	None	37	Incineration	Thru Suffolk Co SD#3
SUFFOLK CO SD# 23 COVENTRY MANOR	80667	0.035	0.057	Anaerobic Digestion	None	16	Incineration	Thru Suffolk Co SD#3
SUFFOLK CO SD# 28 FAIRFIELD	91081	0.070	0.118	None	None	38	Incineration	Thru Suffolk Co SD#3
SUFFOLK CO SD# 3 SOUTHWEST	104809	30.500	25.200	Aerobic Digestion	Belt Filter Press	11897	Incinerate/Landfill	On-site
SUFFOLK CO SD# 4 BIRCHWOOD	79511	0.120	0.113	Aerobic Digestion	None	40	Incineration	Thru Suffolk Co SD#3
SUFFOLK CO SD# 5 HUNTINGTON	70033	0.236	0.210	Aerobic Digestion	None	67	Incineration	Thru Suffolk Co SD#3
SUFFOLK CO SD# 6 KINGS PARK	23311	1.200	0.571	Anaerobic Digestion	None	72	Incineration	Thru Suffolk Co SD#3
SUFFOLK CO SD# 7 MEDFORD 12 PINES	80683	1.000	0.461	Aerobic Digestion	None	123	Incineration	Thru Suffolk Co SD#3
SUFFOLK CO SD# 7M MEDFORD WOODSIDE	76988	0.400	0.241	Aerobic Digestion	None	79	Incineration	Thru Suffolk Co SD#3
SUFFOLK CO SD# 8 RIDGE	79391	0.050	0.052	Aerobic Digestion	None	6	Incineration	Thru Suffolk Co SD#3
SUFFOLK CO SD# 9 COLLEGE PARK	65447	0.084	0.050	Aerobic Digestion	None	36	Incineration	Thru Suffolk Co SD#3
SUFFOLK CO.COMM.COL.@ RIVERHEAD	78131	0.035	0.000	Aerobic Digestion	None	1	Incineration	Thru Suffolk Co SD#3
SUFFOLK CO.COMM.COL.@ SELDEN	79481	0.151	0.028	Aerobic Digestion	None	4	Incineration	Thru Suffolk Co SD#3
YAPHANK COUNTY CENTER	85693	0.400	0.129	Aerobic Digestion	None	34	Incineration	Thru Suffolk Co SD#3

NEW YORK STATE DEPARTMENT OF ENVIRONMENTAL CONSERVATION
 DIVISION OF SOLID & HAZARDOUS MATERIALS
 1998 POTW INFORMATION

FACILITY NAME	SPDES NUMER	DESIGN FLOW,mgd	ACTUAL FLOW,mgd	SLUDGE TREATMENT	DEWATERING METHOD	BIOSOLIDS QUANTITY Dry Ton/Year	BIOSOLIDS MANAGEMENT METHOD	ULTIMATE USE/DISPOSAL LOCATION
DEC Region 2								
BRONX COUNTY								
HUNT'S POINT	26191	200.000	132.000	Anaerobic Digestion	Centrifuge	13980	Heat Drying/Land Appl.	Out-of-State
KINGS COUNTY								
26TH WARD	26212	85.000	77.000	Anaerobic Digestion	Centrifuge	6530	Heat Drying/Land Appl.	Out-of-State
CONEY ISLAND	26182	110.000	105.000	Anaerobic Digestion	Centrifuge	6930	Heat Drying/Land Appl.	Out-of-State
NEWTOWN CREEK	26204	310.000	273.000	Anaerobic Digestion	Centrifuge	18580	Heat Drying/Land Appl.	Out-of-State
OWLS HEAD	26166	120.000	123.000	Anaerobic Digestion	Centrifuge	9550	Heat Drying/Land Appl.	Out-of-State
RED HOOK	27073	60.000	38.000	Anaerobic Digestion	Centrifuge	3460	Heat Drying/Land Appl.	Out-of-State
NEW YORK COUNTY								
NORTH RIVER	26247	170.000	151.000	Anaerobic Digestion	Centrifuge	10660	Heat Drying/Land Appl.	Out-of-State
WARDS ISLAND	26131	250.000	233.000	Anaerobic Digestion	Centrifuge	16240	Heat Drying/Land Appl.	Out-of-State
QUEENS COUNTY								
BOWERY BAY	26158	150.000	129.000	Anaerobic Digestion	Centrifuge	11830	Heat Drying/Land Appl.	Out-of-State
JAMAICA	26115	100.000	79.000	Anaerobic Digestion	Centrifuge	6500	Heat Drying/Land Appl.	Out-of-State
ROCKAWAY	26221	45.000	23.000	Anaerobic Digestion	Centrifuge	1190	Heat Drying/Land Appl.	Out-of-State
TALLMAN ISLAND	26239	80.000	59.000	Anaerobic Digestion	Centrifuge	5120	Heat Drying/Land Appl.	Out-of-State
RICHMOND COUNTY								
OAKWOOD BEACH	26174	40.000	31.000	Anaerobic Digestion	Centrifuge	2600	Heat Drying/Land Appl.	Out-of-State
PORT RICHMOND	26107	60.000	42.000	Anaerobic Digestion	Centrifuge	3230	Heat Drying/Land Appl.	Out-of-State

NEW YORK STATE DEPARTMENT OF ENVIRONMENTAL CONSERVATION
 DIVISION OF SOLID & HAZARDOUS MATERIALS
 1998 POTW INFORMATION

FACILITY NAME	SPDES NUMER	DESIGN FLOW,mgd	ACTUAL FLOW,mgd	SLUDGE TREATMENT	DEWATERING METHOD	BIOSOLIDS QUANTITY Dry Ton/Year	BIOSOLIDS MANAGEMENT METHOD	ULTIMATE USE/DISPOSAL LOCATION
DEC Region 3								
DUTCHESS COUNTY								
ARLINGTON	26271	4.000	3.600	None	Belt Filter Press	466	Incineration	On-site
BEACON	25976	6.000	4.225	Aerobic Digestion	Belt Filter Press	752	Landfilling	Out-of-State
COUNTRY CLUB ESTATES	34606	0.060	0.039	Aerobic Digestion	None	5	Incineration	Thru Arlington
FISHKILL (V)	60992	0.450	0.420	Holding Tank	None	84	Landfilling	Thru Beacon
FLEETWOOD MANOR	21601	0.063	0.041	None	None	10	Landfilling	Out-of-State
GREENFIELDS	97896	0.132	0.080	Aerobic Digestion	None	13	Landfilling	Out-of-State
GREENHAVEN CORRECTIONAL FACILITY	71153	0.500	0.000	Lagoon	None	16	Landfilling	Royal Carting Service
HARLEM VALLEY SECURE CENTER STP	32158	1.200	0.176	Anaerobic Digestion	Drying Beds	10	Contracted Hauler	Unknown
MIDPOINT PARK (ROYAL RIDGE)	35637	0.066	0.047	None	None	10	Landfilling	Out-of-State
MILLBROOK	25429	0.250	0.213	Aerobic Digestion	Drying Beds	40	Landfilling	Out-of-State
NOXON KNOLLS	26085	0.033	0.019	Anaerobic Digestion	None	4	Landfilling	Out-of-State
*PARKER RESIDENTIAL CENTER	141925	0.010	0.000			0		
PAWLING JOINT SEWER COMM	165891	0.280	0.250	Aerobic Digestion	None	50	Incineration	Out-of-State
POUGHKEEPSIE	26255	10.000	8.570	None	Centrifuge	1560	Incineration	Out-of-State
RHINEBECK	110281	0.130	0.154	None	Plate & Frame Press	19	Landfilling	Unknown
ROCKINGHAM	35297	0.200	0.270	Aerobic Digestion	None	50	Landfilling	Out-of-State
TITUSVILLE	26093	0.170	0.205	None	None	38	Landfilling	Out-of-State
TIVOLI	22098	0.100	0.080	Aerobic Digestion	Drying Beds	6	Landfilling	Tivoli LF
TRI-MUNICIPAL	149209	1.400	1.400	Aerobic Digestion	Belt Filter Press	166	Composting	On-site
VALLEY DALE	77593	0.038	0.026	Septic Tank	None	4	Landfill	Thru Amsterdam STP
VANDERBURGH COVE	99295	0.008	0.009	Septic Tank	None	3	Landfilling	Out-of-State
*WAPPINGER SEWER IMP. AREA #	219517	0.500	0.000	None	None	100	Landfilling	Out-of-State
WILDWOOD	37117	0.100	0.086	None	None	17	Landfilling	Out-of-State
ORANGE COUNTY								
CORNWALL	22144	1.500	1.490	Anaerobic Digestion	None	82	Landfilling	Thru New Windsor
FIRTHCLIFF	22152	0.120	0.092	None	None	10	Landfilling	Thru New Windsor
*FLORIDA	20273	0.450	0.000	None	Belt Filter Press	36	Landfilling	Unknown
FORT MONTGOMERY	149411	0.125	0.050	Aerobic Digestion	Drying Beds	25	Landfilling	Unknown
*GLENWOOD HILLS S.D.	215457	0.012	0.000			0		
GOSHEN	31518	1.500	1.413	Anaerobic Digestion	Drying Beds	80	Landfilling	Unknown
HAMLET	31224	0.100	0.030	Imhoff Tank	None	10	Landfilling	Thru Orange County
HIDDEN VALLEY ESTATES	34436	0.060	0.040	Imhoff Tank	None	5	Contracted Hauler	Unknown
HIGHLAND FALLS	22586	1.350	0.869	Aerobic Digestion	Belt Filter Press	189	Landfilling	Unknown
*KING TRACT #5	109410	0.020	0.009	Septic Tank	None	1	On-site Storage	
*MAYBROOK	23272	0.400	0.370	Anaerobic Digestion	Drying Beds	40	Landfilling	Unknown
MID-HUDSON PSYCHIATRIC CENTER	29734	0.080	0.054	Aerobic Digestion	None	1	Contracted Hauler	by Dan's Sewer Service
MIDDLETOWN	26328	6.000	5.500	Anaerobic Digestion	Belt Filter Press	1650	Landfilling	Out-of-State
MONTGOMERY (T) SD#1 STP	247782	0.025	0.006	Aerobic Digestion	None	1	Land Application	Doriak Farm
MONTGOMERY (T) SD#2	109622	0.060	0.030	Septic Tank	None	6	Land Application	E. Cooper & Son Disposal
MONTGOMERY VILLAGE	26433	0.500	0.408	Aerobic Digestion	Drying Beds	31	Landfilling	Unknown
NEW WINDSOR	22446	5.000	4.260	None	Belt Filter Press	331	Landfilling	Unknown
NEWBURGH	26310	7.000	8.800	None	Belt Filter Press	1517	Incineration	Out-of-State
*NOB HILL	145599	0.012	0.000	Anaerobic Digestion	None	1	Landfilling	Out-of-State
ORANGE COUNTY SD #1	27901	4.000	4.700	Aerobic Digestion	Belt Filter Press	1311	Landfilling/Compost	Out-of-State
OTISVILLE CORRECTIONAL FACILITY	33154	0.250	0.225	Anaerobic Digestion	Drying Beds	40	Landfilling	Unknown
OTISVILLE FCI	37397	0.570	0.220	Aerobic Digestion	Belt Filter Press	74	Contracted Hauler	Unknown
PINEBUSH	110019	0.180	0.128	Aerobic Digestion	None	15	Land Application	Doviak Farms,Pine Bush
PORT JERVIS	26522	2.500	1.300	Imhoff Tank	Centrifuge/D. Beds	300	Landfilling	Thru Beacon
RIDGEBURY LAKE ACRES	62278	0.030	0.025	Aerobic Digestion	None	2	Landfilling	Thru Orange County
ROBINN MEADOWS	29149	0.080	0.021	Aerobic Digestion	None	2	Landfilling	Thru Orange County
STEWART ARMY SUBPOST	23221	0.500	0.530	Anaerobic Digestion	Drying Beds	12	Landfilling	Unknown

NEW YORK STATE DEPARTMENT OF ENVIRONMENTAL CONSERVATION
 DIVISION OF SOLID & HAZARDOUS MATERIALS
 1998 POTW INFORMATION

FACILITY NAME	SPDES NUMER	DESIGN FLOW,mgd	ACTUAL FLOW,mgd	SLUDGE TREATMENT	DEWATERING METHOD	BIOSOLIDS QUANTITY Dry Ton/Year	BIOSOLIDS MANAGEMENT METHOD	ULTIMATE USE/DISPOSAL LOCATION
SUGAR LOAF	109401	0.050	0.019	Septic Tank	None	2	On-site Storage	
*TAPPAN HOMES	62251	0.064	0.064	Aerobic Digestion	None	9	Landfilling	Thru Orange County
TARGET HILL STP (WEST POINT)	23761	2.060	1.900	Aerobic Digestion	Drying Beds	200	Landfilling	Unknown
TUXEDO PARK	31216	0.150	0.000	None	Drying Beds	88	Lagoon	
VALLEY FORGE	20478	0.036	0.018	Aerobic Digestion	None	6	Landfilling	Thru Orange County
WALDEN	30490	1.200	1.100	Anaerobic Digestion	Belt Press/Dry Beds	69	Landfilling	Unknown
WALLKILL (T)	24422	4.000	3.100	None	Belt Filter Press	538	Landfill/Composting	Out-of-State
*WARWICK SD #1	21890	0.390	0.000	Anaerobic Digestion	Belt Filter Press	40	Landfilling	Unknown
WARWICK VILLAGE	23680	1.000	0.795	Anaerobic Digestion	Belt Filter Press	168	Landfilling	Unknown
WASHINGTONVILLE	23671	0.700	0.525	Aerobic Digestion	Belt Filter Press	100	Landfilling	Unknown
*WINTERGREEN	25194	0.014	0.000	None	None	3	Landfilling	Out-of-State
PUTNAM COUNTY								
BLACKBERRY	62570	0.075	0.055	Septic Tank	None	7	Contracted Hauler	
BREWSTER	26581	0.110	0.000	Aerobic Digestion	Drying Beds	20	Landfilling	Thru Beacon
BREWSTER HEIGHTS SD# 1	110353	0.150	0.108	None	Drying Beds	38	Landfilling	Thru Beacon
*CARMEL SD# 2	31356	0.350	0.365	Aerobic Digestion	Drying Beds	61	Landfilling	Out-of-State
*CARMEL SD# 4 LAKE SECOR	105252	0.200	0.137	Aerobic Digestion	None	24	Landfilling	Out-of-State
*CARMEL SD# 5 HILLSDALE	30678	0.027	0.030	Septic Tank	None	4	Landfilling	Out-of-State
*CARMEL SD# 6 IVY HILLS	31828	0.050	0.026	Aerobic Digestion	None	4	Landfilling	Out-of-State
COLD SPRING	22721	0.500	0.362	Aerobic Digestion	None	40	Landfilling	Thru Beacon
MAHOPAC	26590	0.300	0.160	None	None	20	Landfilling	Thru Beacon
ROCKLAND COUNTY								
HAVERSTRAW JOINT REGIONAL	28533	8.000	5.200	Lime Stabilization	Belt Filter Press	787	Composting	Thru RCSD#1
ORANGETOWN	26051	12.750	9.837	None	Belt Filter Press	1050	Composting	R.County CoComp Fac
ROCKLAND CO SD# 1	31895	26.000	24.960	Anaerobic Digestion	Belt Filter Press	2682	Composting	R.County CoComp Fac
SLOATSBURG-RAMAPO SERVICE AREA	27294	0.130	0.049	None	None	7	Composting	R.County CoComp Fac
SLOATSVILLE (VIL. OF SLOATSBURG)	105198	0.030	0.028	Aerobic Digestion	None	1	Composting	R.County CoComp Fac
STONY POINT	28851	1.000	1.086	Aerobic Digestion	Belt Filter Press	140	Composting	R.County CoComp Fac
SUFFERN	22748	1.800	1.660	Anaerobic Digestion	Centrifuge	284	Composting	R.County CoComp Fac
SULLIVAN COUNTY								
BLOOMINGBURG (V) WWTP	208426	0.072	0.028	Septic Tank	None	4	Land Application	A+ Discretion of Sept.
*DELAWARE (T)-CALLICOON SD	110574	0.120	0.000	Aerobic Digestion	Drying Beds	10	Landfilling	Sullivan Co LF
DILLON FARMS	214507	0.002	0.019	Septic Tank	None	1	Landfilling	Thru Kiamesha Lake S.
GRAHAMSVILLE	26549	0.180	0.087	Imhoff Tank	Drying Beds	15	Landfilling	Sullivan County LF
JEFFERSONVILLE	109029	0.120	0.107	Aerobic Digestion	Drying Beds	18	Contracted Hauler	Sullivan County LF
KAUNEONGA LAKE	99368	0.600	0.275	Aerobic Digestion	Drying Beds	30	Landfilling	Lang Industries Inc.
KIAMESHA LAKE	30724	2.000	0.632	Aerobic Digestion	Drying Beds	99	Landfilling	Sullivan County LF
LAKE HUNTINGTON	30694	0.210	0.076	Imhoff Tank	Drying Beds	4	Landfilling	Sullivan County LF
LIBERTY	30074	2.000	1.200	Aerobic Digestion	Belt Filter Press	195	Landfilling	Sullivan County LF
LIVINGSTON MANOR	25437	0.800	0.425	Lagoon	Drying Beds	46	Lagoon/Landfill	Sullivan County LF
LOCH SHELDRAKE	24538	0.700	0.345	Anaerobic Digestion	Drying Beds	13	Landfilling	Sullivan County LF
LOOMIS	30261	0.080	0.072	Septic Tank	None	1	Landfilling	Thru Swan Lake
MELODY LAKE	30708	0.038	0.010	None	None	3	Landfilling	by Lang Industries
MONTICELLO	22454	3.100	2.220	Aerobic Digestion	Belt Filter Press	317	Landfilling	Sullivan Co LF
MOUNTAINDALE	145696	0.180	0.071	Lagoon	None	5	Lagoon	
NARROWSBURG	110205	0.100	0.079	Septic Tank	None	10	Landfilling	Lang Industries
ROSCOE	34983	0.200	0.086	Aerobic Digestion	Drying Beds	18	Landfilling	Sullivan County LF
SACKETT LAKE	30716	0.500	0.436	Anaerobic Digestion	Drying Beds	12	Landfilling	Sullivan County LF
SOUTH FALLSBURG	24520	3.260	2.105	Anaerobic Digestion	Belt Filter Press	83	Landfilling	Sullivan County LF
SWAN LAKE	30252	0.425	0.203	Aerobic Digestion	Drying Beds	15	Landfilling	Sullivan County LF
TOWN OF THOMPSON (EMERALD GREEN)	35645	0.410	0.270	Aerobic Digestion	Drying Beds	22	Landfilling	by Lang Industries
*WOODRIDGE	23493	0.790	0.540	Lagoon	None	50	Lagoon	On-site

NEW YORK STATE DEPARTMENT OF ENVIRONMENTAL CONSERVATION
 DIVISION OF SOLID & HAZARDOUS MATERIALS
 1998 POTW INFORMATION

FACILITY NAME	SPDES NUMER	DESIGN FLOW,mgd	ACTUAL FLOW,mgd	SLUDGE TREATMENT	DEWATERING METHOD	BIOSOLIDS QUANTITY Dry Ton/Year	BIOSOLIDS MANAGEMENT METHOD	ULTIMATE USE/DISPOSAL LOCATION
ULSTER COUNTY								
ELLENVILLE	34002	0.850	0.590	Anaerobic Digestion	Belt Filter Press	87	Landfilling	Ulster LF
GARDINER SD# 1	109096	0.057	0.050	Septic Tank	None	4	Contracted Hauler	
GLASCO	145564	0.424	0.256	Aerobic Digestion	Belt Filter Press	26	Landfilling	New Paltz LF
HIGHLAND	24295	1.250	0.824	Aerobic Digestion	Belt Filter Press	273	Landfilling	Ulster LF
HIGHLAND RESIDENTIAL CENTER	31691	0.057	0.020	Holding Tank	None	3	Contracted Hauler	by M&O Sanitation
KERHONKSON SEWER IMPROV AREA	109924	0.075	0.040	Aerobic Digestion	Drying Beds	10	Landfilling	Town of New Paltz LF
KINGSTON	29351	6.800	6.146	Anaerobic Digestion	Belt Filter Press	485	Landfilling	Town of Ulster LF
MALDEN ON HUDSON	145556	0.100	0.032	Aerobic Digestion	None	6	Landfilling	Thru Glasco STP
MARLBORO	109720	0.180	0.120	Lime Stabilization	Dry Beds/Plate+Frame	18	Landfilling	New Paltz LF
MODENA SERVICE AREA	27324	0.075	0.012	None	None	1	Contracted Hauler	by All County Septic
NAPANOCH SEWER IMPROV AREA	29718	0.325	0.370	Imhoff Tank	Belt Filter Press	50	Landfilling	Ulster LF
NEW PALTZ	30082	1.200	1.050	Anaerobic Digestion	Drying Beds	98	Landfilling	New Paltz LF
OHIOVILLE	109886	0.015	0.015	Imhoff Tank	Drying Beds	4	Landfilling	Town of New Paltz LF
PINE HILL	26557	0.500	0.211	Imhoff Tank	Drying Beds	20	Landfilling	Ulster County RRA
PLATTEKILL SERVICE AREA	27316	0.070	0.023	Anaerobic Digestion	None	2	Contracted Hauler	by All County Septic
ROSENDALE	109061	0.100	0.076	Aerobic Digestion	Plate & Frame Press	20	Landfilling	Town of NewPaltz LF
SAUGERTIES	31208	1.360	0.790	Anaerobic Digestion	Belt Filter Press	189	Chemical Stabilization	Cover material @ LF
ULSTER (T) S I A SD #1	21563	1.260	1.000	Anaerobic Digestion	Belt Press/Dry Beds	76	Landfilling	Town of Ulster LF
WALKKILL (SHAWANGUNK)	21521	0.635	0.615	Aerobic Digestion	Drying Beds	90	Landfilling	Town of New Paltz LF
WHITTIER	21571	0.100	0.069	Imhoff Tank	Drying Beds	11	Landfilling	Town of Ulster LF
WOODSTOCK	109711	0.250	0.080	None	D. Beds/Vacuum Filte	19	Landfilling	Town of Ulster LF
WESTCHESTER COUNTY								
BEDFORD HILLS CORRECTIONAL FACILITY	101885	0.500	0.242	None	None	67	Incineration	Out-of-State
BLIND BROOK	26719	5.000	0.000	None	None	745	Incineration	Thru Port Chester
*BUCHANAN	29971	0.500	0.000	Aerobic Digestion	None	61	Landfilling	Thru Yonkers
CAMP SMITH	30503	0.240	0.058	Imhoff Tank	None	10	Land Application	by Spectraserv
*LAKESIDE VILLAGE	26727	0.100	0.000	Anaerobic Digestion	Drying Beds	26	Contracted Hauler	
MAMARONECK	26701	20.600	18.500	None	None	2970	Incineration	Thru New Rochelle
NEW ROCHELLE	26697	13.600	16.900	None	Belt Filter Press	3447	Incinerate/Landfill	On-site & Out-of-State
NORTH CASTLE	109584	0.380	0.175	Aerobic Digestion	None	73	Land Application	by Spectraserve
*OAKRIDGE STP	30767	0.080	0.000			0		
OSSINING	108324	7.000	6.700	None	Centrifuge	1300	Incineration	On-site
PEEKSKILL	100803	10.000	7.200	Anaerobic Digestion	None	680	Incineration	Thru Ossining
PORT CHESTER	26786	6.000	4.400	None	Centrifuge	891	Incineration	On-site
WILD OAKS UTILITIES	65706	0.060	0.040	Anaerobic Digestion	None	7	Contracted Hauler	Unknown
YONKERS	26689	92.000	100.000	Anaerobic Digestion	Centrifuge	11027	Chemical Stabilization	by Tully (Out-of-State)
YORKTOWN	26743	1.500	1.700	Anaerobic Digestion	Belt Filter Press	269	Composting	Town Property

NEW YORK STATE DEPARTMENT OF ENVIRONMENTAL CONSERVATION
 DIVISION OF SOLID & HAZARDOUS MATERIALS
 1998 POTW INFORMATION

FACILITY NAME	SPDES NUMER	DESIGN FLOW,mgd	ACTUAL FLOW,mgd	SLUDGE TREATMENT	DEWATERING METHOD	BIOSOLIDS QUANTITY Dry Ton/Year	BIOSOLIDS MANAGEMENT METHOD	ULTIMATE USE/DISPOSAL LOCATION
DEC Region 4								
ALBANY COUNTY								
ALBANY NORTH	26875	35.000	21.100	None	Belt Filter Press	5905	Incineration	On-site
ALBANY SOUTH	26867	25.000	23.300	None	Belt Filter Press	2504	Incineration	On-site
ALTAMONT	31534	0.420	0.230	Aerobic Digestion	None	40	Incineration	Thru Albany North
*BETHLEHEM (T) -S ALBANY SD	191825	0.008	0.000			0		
BETHLEHEM SD-CEDAR HILL	25739	5.000	4.920	None	None	596	Incineration	Thru Albany North
CAMP EDWARD CASS	31836	0.010	0.004	Septic Tank	Drying Beds	1	Land Application	
COEYMANS-RAVENA	22772	0.820	0.820	None	None	94	Incineration	Thru Albany North
JOHN BOYD THACHER STATE PARK	29092	0.075	0.018	Anaerobic Digestion	Drying Beds	1	Land Application	J.B. Thacher State Pk
MOHAWK VIEW	27758	5.000	3.746	Lime Stabilization	Belt Filter Press	1247	Landfilling	Town of Colonie LF
NOTT ROAD	22225	2.600	2.360	Aerobic Digestion	Belt Filter Press	404	Composting	On-site
*PARK GUILDERLAND	22217	0.360	0.079	Aerobic Digestion	Drying Beds	20	Incineration	Thru Albany North
VOORHEESVILLE	30139	0.110	0.076	Aerobic Digestion	None	12	Incineration	Thru Albany North
COLUMBIA COUNTY								
CHATHAM	23582	0.365	0.434	Aerobic Digestion	Drying Beds	35	On-site Storage	On-site
COLUMBIA COUNTY SD #1	240401	0.050	0.014	Aerobic Digestion	None	9	Contracted Hauler	Unknown
GREENPORT (T)	30988	0.830	0.642	Aerobic Digestion	Belt Press/Dry Beds	70	Landfilling	Seneca Meadows LF
HUDSON	22039	2.800	1.710	None	Belt Filter Press	280	Landfilling	Out-of-State
*KINGS ACRES SD	31291	0.060	0.031	Aerobic Digestion	None	6	Contracted Hauler	by Alfred McCagg, Jr
*PHILMONT	30996	0.250	0.000	Aerobic Digestion	Drying Beds	36	On-site Storage	On-site
*VALATIE	21806	0.250	0.000	Aerobic Digestion	Drying Beds	48	On-site Storage	On-site
DELAWARE COUNTY								
DELHI	20265	0.515	0.410	None	Belt Filter Press	80	Landfilling	Delaware County LF
GRAND GORGE	26565	0.500	0.104	Imhoff Tank	Drying Beds	13	Landfilling	Delaware County LF
HANCOCK	89702	0.350	0.130	Aerobic Digestion	Drying Beds	105	Landfilling	Delaware County LF
HOBART	29254	0.160	0.045	Aerobic Digestion	Belt Filter Press	12	Landfilling	Delaware County LF
MARGARETVILLE	26531	0.400	0.281	Anaerobic Digestion	Drying Beds	22	Landfilling	Delaware County LF
SIDNEY	29271	1.700	0.804	Aerobic Digestion	Plate & Frame Press	140	Landfilling	Delaware County LF
SOUTH KORTRIGHT STP	29645	0.020	0.011	Aerobic Digestion	None	6	Lagoon/Hauling	On-site
STAMFORD	21555	0.500	0.000	Aerobic Digestion	Drying Beds	34	Landfilling	Delaware County LF
WALTON	27154	1.170	1.492	Anaerobic Digestion	Belt Filter Press	615	Landfilling	Delaware County LF
GREENE COUNTY								
ATHENS	20869	0.400	0.310	Aerobic Digestion	Drying Beds	5	Composting	Thru Schenectady
BRICK ROW	20877	0.017	0.017	Aerobic Digestion	None	1	Composting	Thru Schenectady
*CATSKILL SD# 4	205044	0.026	0.023	Anaerobic Digestion	Drying Beds	3	On-site Storage	On-site
CATSKILL VILLAGE	20389	1.550	1.169	None	Belt Filter Press	125	Incineration	Out-of-State
*COXSACKIE	33545	0.625	0.000	Aerobic Digestion	Centrifuge	45	Incineration	Thru Glens Falls
NEW BALTIMORE	109151	0.060	0.036	Aerobic Digestion	Drying Beds	3	Give-away	To town residents
NEW BALTIMORE SERVICE AREA	27359	0.100	0.036	Anaerobic Digestion	None	4	Land Application	by Schodack Septic
TANNERSVILLE	26573	0.800	0.300	Imhoff Tank	Drying Beds	46	Landfilling	Dauphin Meadows PA
MONTGOMERY COUNTY								
AMSTERDAM	20290	10.000	4.960	Anaerobic Digestion	Belt Filter Press	978	Landfilling	Seneca Meadows LF
CANAJOHARIE	23485	2.850	1.280	Aerobic Digestion	Belt Filter Press	394	Landfilling	Seneca Meadows LF
FONDA-FULTONVILLE	32433	1.200	0.551	Aerobic Digestion	None	60	Incineration	Thru Watertown WWTF
MONTGOMERY CO SD# 1	107565	1.000	1.100	Aerobic Digestion	Belt Filter Press	73	Incineration	City of Watertown
PATTERSONVILLE SERVICE AREA	27391	0.075	0.060	Aerobic Digestion	None	11	Landfill	Thru Amsterdam
ST JOHNSVILLE	24333	2.100	1.150	Aerobic Digestion	None	20	Incineration	Thru Watertown WWTF

NEW YORK STATE DEPARTMENT OF ENVIRONMENTAL CONSERVATION
 DIVISION OF SOLID & HAZARDOUS MATERIALS
 1998 POTW INFORMATION

FACILITY NAME	SPDES NUMER	DESIGN FLOW,mgd	ACTUAL FLOW,mgd	SLUDGE TREATMENT	DEWATERING METHOD	BIOSOLIDS QUANTITY Dry Ton/Year	BIOSOLIDS MANAGEMENT METHOD	ULTIMATE USE/DISPOSAL LOCATION
OTSEGO COUNTY								
COOPERSTOWN	23591	0.520	0.714	Anaerobic Digestion	Drying Beds	150	Composting	Out-of-State
ONEONTA	31151	4.000	2.900	Anaerobic Digestion	Belt Press/Dry Beds	460	Composting	On-site
RICHFIELD SPRINGS	31411	0.600	0.286	Aerobic Digestion	None	16	On-site Storage	On-site
RENSSELAER COUNTY								
CASTLETON-ON-HUDSON	30970	0.250	0.171	Aerobic Digestion	Drying Beds	30	Landfilling	Albany City LF
EAST GREENBUSH	26034	2.500	1.500	None	None	496	Incineration	Thru Albany South
HOOSICK FALLS	24821	1.040	1.020	Imhoff Tank	Drying Beds	110	On-site Storage	On-site
RENSSELAER COUNTY SD# 1	87971	24.000	18.360	Wet Air Oxidation	Vacuum Filter	1247	Landfilling	On-site monofill
SCHENECTADY COUNTY								
GLENVILLE	25275	0.050	0.041	None	None	5	Land Application	By Odorless Sanitary
NISKAYUNA	23973	3.000	1.650	Anaerobic Digestion	Belt Press/Dry Beds	163	Landfilling	High Acres LF
ROTTERDAM	20141	1.250	0.921	Anaerobic Digestion	Drying Beds	95	Landfill	High Acres LF
SCHENECTADY	20516	18.500	14.840	Anaerobic Digestion	Belt Filter/Centrifu	2514	Composting	On-site
WOODHAVEN	29505	0.077	0.062	None	None	5	Land Application	By Odorless Sanitary
SCHOHARIE COUNTY								
CAMP SUMMIT	30660	0.034	0.018	Aerobic Digestion	Drying Beds	3	Composting	On-site
COBLESKILL	24201	1.800	1.328	Aerobic Digestion	Belt Press/Dry Beds	184	Landfill/Composting	Out-of-State
MIDDLEBURGH	192309	0.090	0.059	Aerobic Digestion	Drying Beds	11	Landfilling	Eastern Service LF
RICHMONDVILLE	22519	0.200	0.163	Anaerobic Digestion	Drying Beds	30	Landfilling	Eastern Service LF
SCHOHARIE	23655	0.200	0.193	Aerobic Digestion	Drying Beds	30	Land Apply/Landfill	At WWTP/Thru Cobleskill
SEWARD	212199	0.016	0.016	Septic Tank	None	2	Landfilling	Thru Cobleskill
*SHARON SPRINGS	33588	0.250	0.325	Aerobic Digestion	Drying Beds	15	On-site Storage	On-site

NEW YORK STATE DEPARTMENT OF ENVIRONMENTAL CONSERVATION
 DIVISION OF SOLID & HAZARDOUS MATERIALS
 1998 POTW INFORMATION

FACILITY NAME	SPDES NUMER	DESIGN FLOW,mgd	ACTUAL FLOW,mgd	SLUDGE TREATMENT	DEWATERING METHOD	BIOSOLIDS QUANTITY Dry Ton/Year	BIOSOLIDS MANAGEMENT METHOD	ULTIMATE USE/DISPOSAL LOCATION
DEC Region 5								
CLINTON COUNTY								
ALTONA CORRECTIONAL FACILITY	183512	0.120	0.081	Anaerobic Digestion	Dewatering tank	41	Composting	Thru Plattsburgh
CHAMPLAIN	32204	0.400	0.330	Aerobic Digestion	Drying Beds	50	Landfilling	Franklin Co LF
CHAMPLAIN PARK	20834	0.162	0.083	Aerobic Digestion	Drying Beds	10	Composting	Thru Clinton Co Compost
DANNEMORA	22195	1.500	0.895	Aerated Lagoon	None	100	Lagoon	
*KEESEVILLE	25097	0.300	0.300	None	None	50	Composting	Thru Clinton Co Compost
LYON MOUNTAIN SEWER DISTRICT	239577	0.070	0.042	Septic Tank	None	1	Land Application	by Amasa Moore
PERU	23949	0.500	0.200	Aerobic Digestion	Plate & Frame Press	62	Composting	At Clinton Co Compost
PLATTSBURGH	26018	16.000	8.100	None	Belt Filter Press	2588	Composting	At Clinton Co Compost
ROUSES POINT	21831	2.000	0.930	None	Belt Filter Press	116	Composting	On-site
VALCOUR	183636	0.048	0.000	Septic Tank	None	1	On-site Storage	
ESSEX COUNTY								
AUSABLE FORKS	201910	0.147	0.059	Aerated Lagoon	None	6	Lagoon	On-site
LAKE PLACID	22187	2.500	0.000	Anaerobic Digestion	D. Beds/Plate Press	87	On-site storage	
PORT HENRY/MORIAH	22969	0.440	0.694	Imhoff Tank	Drying Beds	50	Land Application	Henry Mills Road
*SARANAC LAKE	21733	2.800	0.000	Anaerobic Digestion	Drying Beds	200	Landfilling	Franklin Co. Regional
SCHROON LAKE	20231	0.350	0.087	Aerobic Digestion	Drying Beds	29	Incineration	Thru Glens Falls
ST. ARMAND	20991	0.060	0.039	Aerated Lagoon	None	4	Lagoon	
TICONDEROGA	36706	1.000	0.932	Lime Stabilization	Belt Filter Press	155	Land Application	Leerkes Farm
WADHAMS	217760	0.015	0.007	Septic Tank	None	1	On-site Storage	
WESTPORT	20222	0.120	0.110	Aerobic Digestion	None	23	Composting	Thru Clinton Co Compost
WILLSBORO SD #1	239682	0.125	0.017	Aerobic Digestion	Drying Beds	3	On-site Storage	
WINEBROOK HILLS	23132	0.050	0.016	Aerobic Digestion	Drying Beds	6	On-site Trench	On-site trenches
FRANKLIN COUNTY								
CHATEAUGAY	24830	0.550	0.570	Aerated Lagoon	None	50	Lagoon	
HIGH STREET WWTP (FORT COVINGTON)	27863	0.058	0.038	Septic Tank	None	6	Land Application	by C-Way Sanitation
MALONE	30376	2.200	1.800	Anaerobic Digestion	Belt Press/Dry Beds	166	Landfilling	Franklin Co. Regional
TUPPER LAKE	29939	4.500	0.000	Imhoff Tank	Drying Beds	550	Landfilling	Seneca Meadows LF
FULTON COUNTY								
GLOVERSVILLE-JOHNSTOWN	26042	13.800	7.300	Anaerobic Digestion	Belt Filter Press	1524	Landfilling	Fulton County LF
NORTHAMPTON (T)	30066	0.075	0.043	Imhoff Tank	None	2	Contracted Hauler	Waste Stream Inc.
HAMILTON COUNTY								
INDIAN LAKE	23329	0.100	0.104	Aerobic Digestion	Drying Beds	36	Landfilling	Indian Lake LF
SPECULATOR	26484	0.300	0.082	Aerobic Digestion	Drying Beds	17	Land Application	
SARATOGA COUNTY								
CORINTH	20397	0.600	0.639	None	None	60	Incineration	Thru Glens Falls
HADLEY	20184	0.055	0.050	Imhoff Tank	Drying Beds	5	Composting	Town of Hadley
SARATOGA COUNTY SD# 1	28240	13.100	11.931	None	Belt Filter Press	5097	Incineration	On-site
*SCHUYLERVILLE	31941	0.260	0.000	Aerobic Digestion	Drying Beds	40	On-site Storage	
STILLWATER	93637	0.500	0.254	Aerobic Digestion	None	19	Incineration	Thru Saratoga County
WATERFORD	29173	1.500	1.300	Aerobic Digestion	None	187	Incineration	Thru Saratoga County

NEW YORK STATE DEPARTMENT OF ENVIRONMENTAL CONSERVATION
 DIVISION OF SOLID & HAZARDOUS MATERIALS
 1998 POTW INFORMATION

FACILITY NAME	SPDES NUMER	DESIGN FLOW,mgd	ACTUAL FLOW,mgd	SLUDGE TREATMENT	DEWATERING METHOD	BIOSOLIDS QUANTITY Dry Ton/Year	BIOSOLIDS MANAGEMENT METHOD	ULTIMATE USE/DISPOSAL LOCATION
WARREN COUNTY								
BOLTON	93688	0.300	0.176	Imhoff Tank	Drying Beds	22	On-site Storage	
GLENS FALLS	29050	9.500	5.650	None	Belt Filter Press	1912	Incineration	On-site
LAKE GEORGE	94366	1.750	1.400	Anaerobic Digestion	Belt Filter Press	202	On-site Storage	
WARRENSBURG (T)	248720	0.250	0.121	Lagoon	None	13	Lagoon	On-site
WASHINGTON COUNTY								
FORT ANN	30627	0.110	0.046	Imhoff Tank	Drying Beds (Covered)	12	Composting	
GRANVILLE	21547	0.650	0.800	Imhoff Tank	Drying Beds	100	On-site Storage	
GREENWICH	131555	0.050	0.042	Aerobic Digestion	Drying Beds	6	On-site Storage	
WASHINGTON COUNTY SD# 2	183695	2.000	2.260	Anaerobic Digestion	Belt Filter Press	466	Composting	
WHITEHALL	24929	0.600	0.460	Aerobic Digestion	Drying Beds	80	Landfilling	Washington County LF

NEW YORK STATE DEPARTMENT OF ENVIRONMENTAL CONSERVATION
 DIVISION OF SOLID & HAZARDOUS MATERIALS
 1998 POTW INFORMATION

FACILITY NAME	SPDES NUMER	DESIGN FLOW,mgd	ACTUAL FLOW,mgd	SLUDGE TREATMENT	DEWATERING METHOD	BIOSOLIDS QUANTITY Dry Ton/Year	BIOSOLIDS MANAGEMENT METHOD	ULTIMATE USE/DISPOSAL LOCATION
DEC Region 6								
HERKIMER COUNTY								
DOLGEVILLE	24554	1.000	0.900	Anaerobic Digestion	Vacuum Filter	49	Landfilling	Fulton County LF
HERKIMER COUNTY	36528	6.100	4.250	Lime Stabilization	Belt Filter Press	932	Landfilling	Fulton County LF
HERKIMER VILLAGE	20486	1.700	1.538	Imhoff Tank	Belt Filter Press	292	Landfilling	Fulton County LF
IROQUOIS SERVICE AREA	27413	0.089	0.020	None	None	2	Landfilling	Thru Herkimer County
LITTLE FALLS	22403	5.600	4.759	None	Belt Filter Press	964	Incineration	On-site
OLD FORGE	21351	0.450	0.171	Aerobic Digestion	None	40	Incineration	Thru Watertown
SCHUYLER SERVICE AREA	27421	0.030	0.004	None	None	1	Landfilling	Thru Herkimer County
JEFFERSON COUNTY								
ADAMS	34771	0.450	0.129	Aerobic Digestion	Concentrator	25	Landfilling	DANC LF
ALEXANDRIA BAY	22501	0.750	0.476	Aerobic Digestion	None	80	Incineration	Thru Watertown
ANTWERP (V)	235890	0.120	0.041	Septic Tank	None	10	Incineration	Thru Watertown
BROWNVILLE	31232	0.600	0.260	None	None	60	Incineration	Thru Watertown
CAPE VINCENT	21393	0.140	0.176	Aerobic Digestion	None	30	Incineration	Thru Watertown
CAPE VINCENT CORRECTIONAL FACILITY	215635	0.130	0.125	Aerobic Digestion	None	35	Incineration	Thru Watertown
CARTHAGE-WEST CARTHAGE	25151	4.000	3.300	Lime Stabilization	Plate & Frame Press	1403	Landfill	DANC LF
CLAYTON	27545	0.700	0.409	Aerobic Digestion	None	50	Incineration	Thru Watertown
DEFERIET	20931	0.080	0.030	Aerobic Digestion	None	6	Land Application	By Highers Septic
DEXTER	31461	0.250	0.314	Aerobic Digestion	None	37	Incineration	Thru Watertown
EVANS MILLS	24660	0.100	0.040	Aerobic Digestion	None	2	Incineration	Thru Watertown
LAFARGEVILLE	121070	0.064	0.041	Lagoon	None	6	Lagoon	On-site
PHILADELPHIA	33022	0.200	0.182	None	None	33	Incineration	Thru Watertown
REDWOOD	215911	0.042	0.021	Septic Tank	None	5	Incineration	Thru Watertown
SACKETS HARBOR	27014	0.600	0.619	Aerobic Digestion	Drying Beds	25	Landfilling	DANC LF
*THERESA	207004	0.068	0.000	Septic Tank	None	4	On-site Storage	
THOUSAND ISLANDS PARK	30686	0.190	0.024	Aerobic Digestion	Drying Beds	1	Land Application	Flower beds at T.I.
WATERTOWN (C)	25984	13.400	9.400	Anaerobic Digestion	Plate & Frame Press	1571	Incineration	On-site
WATERTOWN (T) SD #1	99091	0.056	0.052	Septic Tank	None	1	Incineration	Thru Watertown
LEWIS COUNTY								
CASTORLAND	33511	0.045	0.025	Lagoon	None	3	Lagoon	On-site
*CONSTABLEVILLE	110418	0.039	0.030	Septic Tank	None	3	On-site Storage	
CROGHAN	206768	0.070	0.000	Septic Tank	None	6	On-site Storage	On-site
GLENFIELD	20281	0.040	0.030	Septic Tank	None	1	Land Application	by sludge hauler
LOWVILLE	20125	1.058	0.791	Lagoon	None	100	Lagoon	
PORT LEYDEN	30341	0.050	0.035	Imhoff Tank	Drying Beds	5	On-site Storage	
ONEIDA COUNTY								
BOONVILLE	20494	0.640	1.040	Aerobic Digestion	Centrifuge/D. Beds	100	Landfill/Incinerate	High Acres LF/Watertown
CAMDEN	21377	0.800	0.524	Aerobic Digestion	D. Beds/Plate Press	41	Land Application	On-site
CLARK MILLS	29076	0.300	0.222	Imhoff Tank	Drying Beds	34	Landfilling	Thru Herkimer County
CLINTON	21385	2.500	1.600	Anaerobic Digestion	Belt Filter Press	219	Landfilling	Madison County LF
EAST ONEIDA LAKE (SYLVAN BEACH)	36790	2.000	1.010	Aerobic Digestion	Belt Filter Press	127	Landfilling	Fulton County LF
MARCY	110710	0.032	0.024	Septic Tank	None	9	Incineration	Thru Oneida County
ONEIDA COUNTY	25780	48.000	39.400	None	Belt Filter Press	7911	Incineration	On-site
ORISKANY FALLS	20923	0.090	0.077	Septic Tank	None	6	Incineration	Thru Oneida County
REMSEN	235776	0.049	0.030	None	None	3	Incineration	Thru Oneida County
ROME	30864	12.000	8.350	Anaerobic Digestion	Belt Filter Press	580	Landfilling	High Acres LF
*SHERRILL	22110	0.950	0.000	None	Drying Beds	109	Land Application	Thurston Farm, Vernon
VERNON	20249	0.500	0.300	Aerobic Digestion	Drying Beds	19	Incinerate/Land App.	Thru Watertown
*WATERVILLE	28461	0.300	0.000	Aerobic Digestion	D. Beds/Screw Press	20	Land Application	3 farms in Waterville

NEW YORK STATE DEPARTMENT OF ENVIRONMENTAL CONSERVATION
 DIVISION OF SOLID & HAZARDOUS MATERIALS
 1998 POTW INFORMATION

FACILITY NAME	SPDES NUMER	DESIGN FLOW,mgd	ACTUAL FLOW,mgd	SLUDGE TREATMENT	DEWATERING METHOD	BIOSOLIDS QUANTITY Dry Ton/Year	BIOSOLIDS MANAGEMENT METHOD	ULTIMATE USE/DISPOSAL LOCATION
SAINT LAWRENCE COUNTY								
BRASHER FALLS	30732	0.120	0.078	Aerobic Digestion	None	5	Incineration	Thru Watertown
CANTON	236586	4.200	4.200	Lagoon	None	460	Lagoon	
COLTON	22012	0.069	0.040	Aerobic Digestion	None	4	Land Application	Local farms
*DEKALB JUNCTION	34762	0.030	0.000	Aerobic Digestion	None	3	Land Application	By Rivers Septic Service
EDWARDS	23809	0.080	0.041	Aerobic Digestion	None	7	Land Application	Edwards (V) old LF
GOUVERNEUR (T) SD#1 STP	236438	0.080	0.043	Lagoon	None	5	Lagoon	
GOUVERNEUR (V)	20117	3.670	1.810	Lagoon	None	50	Lagoon	On-site
HAMMOND	33561	0.036	0.043	Lagoon	None	4	Lagoon	
HEUVELTON	27146	0.450	0.337	Aerobic Digestion	None	82	Land Application	Jim Parks & Truman K.
*MADRID	24635	0.125	0.068	Aerobic Digestion	None	12	Land Application	By A.J. Hurst Septic
*MASSENA	31194	2.700	0.000	Anaerobic Digestion	Drying Beds	40	Landfilling	DANC LF
MORRISTOWN	206997	0.060	0.039	Septic Tank	None	1	Landfilling	Thru Ogdensburg
NORFOLK SD# 1	23604	0.155	0.328	Lime Stabilization	None	10	Land Application	Waste Stream, Inc.
NORTH LAWRENCE & NICHOLVILLE	110116	0.025	0.023	Septic Tank	None	5	Land Application	Wayne Brockway
NORWOOD	21369	0.425	0.387	Lagoon	None	40	Lagoon	
OGDENSBURG	29831	6.500	4.190	Anaerobic Digestion	Plate & Frame Press	386	Landfilling	DANC LF
*POTSDAM SD# 1	23337	0.043	0.000	Aerobic Digestion	None	1	On-site Storage	On-site
POTSDAM VILLAGE	20818	3.300	2.000	Anaerobic Digestion	None	175	Land Application	by Waste Stream Inc.
WADDINGTON	30180	0.160	0.160	Imhoff Tank	Drying Beds	15	Landfilling	DANC LF
*WANAKENA SD# 1	34533	0.015	0.000	Septic Tank	None	1	Land Application	By Dick's Sanitation

NEW YORK STATE DEPARTMENT OF ENVIRONMENTAL CONSERVATION
 DIVISION OF SOLID & HAZARDOUS MATERIALS
 1998 POTW INFORMATION

FACILITY NAME	SPDES NUMER	DESIGN FLOW,mgd	ACTUAL FLOW,mgd	SLUDGE TREATMENT	DEWATERING METHOD	BIOSOLIDS QUANTITY Dry Ton/Year	BIOSOLIDS MANAGEMENT METHOD	ULTIMATE USE/DISPOSAL LOCATION
DEC Region 7								
BROOME COUNTY								
BINGHAMTON-JOHNSON CITY	24414	20.000	25.900	Anaerobic Digestion	Belt Filter Press	2177	Composting	On-site/Landfill
DEPOSIT	29211	0.400	0.272	Aerobic Digestion	Drying Beds	66	Landfilling	Broome County LF
ENDICOTT	27669	7.670	8.260	Anaerobic Digestion	Belt Filter Press	692	Composting	On-site
NORTHGATE	213781	0.500	0.375	Aerobic Digestion	Belt Filter Press	144	Composting	On-site
OQUAGA LAKE	110795	0.050	0.000	Septic Tank	None	1	On-site Storage	
PARKWOOD	213934	0.004	0.004	Septic Tank	None	1	On-site Storage	On-site
PINE VALLEY SUBDIV. SD #11(RAISH)	156825	0.004	0.000	Septic Tank	None	1	Land Application	
PINE VALLEY SUBDIVISION SD #1	90662	0.004	0.004	Septic Tank	None	1	Land Application	
PORTER HOLLOW ROAD SEWER DISTRICT	156299	0.006	0.003	Septic Tank	None	0	On-site Storage	
QUINN ESTATES	213292	0.056	0.013	Aerobic Digestion	None	3	Composting	Thru Northgate
SEWER DISTRICT #10 (PENNVIEW)	233200	0.004	0.000	Septic Tank	None	1	Composting	Thru Northgate
CAYUGA COUNTY								
AUBURN	21903	12.000	8.300	Aerobic Digestion	Belt Filter Press	798	Incineration	On-site
AURORA	23558	0.300	0.119	Aerobic Digestion	Drying Beds	9	Composting	At Weedsport
*CAYUGA	25241	0.100	0.100	Lagoon	None	11	Lagoon	On-site
MORAVIA	22756	0.600	0.404	Aerobic Digestion	Belt Filter Press	82	Landfilling	Seneca Meadows LF
PORT BYRON	20338	0.180	0.077	Anaerobic Digestion	Drying Beds (Covered)	11	Landfilling	Auburn LF
PORT BYRON SERVICE AREA	27499	0.040	0.011	None	None	2	Landfilling	Thru Canandaigua
UNION SPRINGS	24228	0.330	0.175	Aerobic Digestion	Drying Beds	30	Composting	At Weedsport
WEEDSPORT	20559	0.300	0.311	Aerobic Digestion	Belt Press/Dry Beds	50	Composting	On-site
CHENANGO COUNTY								
*BAINBRIDGE	30597	0.318	0.000	None	Drying Beds	20	Landfilling	Chenango County LF
CAMP PHARSALIA	103781	0.030	0.000	Aerobic Digestion	None	5	Land Application	
GREENE	21407	0.450	0.240	Anaerobic Digestion	Drying Beds	15	Composting	On-site
NORWICH	21423	2.200	2.590	Anaerobic Digestion	Drying Beds	211	Landfilling	Chenango County LF
*OXFORD	156876	0.200	0.093	Septic Tank	None	10	Landfilling	Thru Norwich STP
SHERBURNE	21466	0.336	0.260	Anaerobic Digestion	Drying Beds	34	Landfilling	Chenango County LF
CORTLAND COUNTY								
CORTLAND	27561	10.000	7.000	Anaerobic Digestion	Belt Filter Press	650	Landfilling	Cortland County LF
CUYLER (T) SEWER DIST #1	90867	0.010	0.005	Septic Tank	None	1	Land Application	
MARATHON	28363	0.200	0.070	Aerobic Digestion	None	12	Landfilling	Thru Ithaca
MADISON COUNTY								
CANASTOTA	29807	1.730	1.635	Anaerobic Digestion	Belt Filter Press	244	Land Application	by LBD Enterprises
CAZENOVIA (MADISON COUNTY SD)	28525	0.950	0.673	Aerobic Digestion	Belt Filter Press	68	Land Application	Paul Pushlar's farm
CHITTENANGO	21539	0.800	0.740	Aerobic Digestion	Belt Filter Press	135	Land Application	Tag Road
CHITTENANGO SERVICE AREA	27448	0.054	0.018	None	None	1	Landfilling	Thru Herkimer County
HAMILTON	20672	0.850	0.680	Aerobic Digestion	Belt Press/D. Beds	87	Landfilling	Madison County LF
ONEIDA CITY	26956	2.500	2.510	Anaerobic Digestion	Centrifuge	224	Composting	at (T) Verona, Oneid
ONEIDA SERVICE AREA	27430	0.040	0.015	None	None	1	Landfilling	Thru Herkimer County

NEW YORK STATE DEPARTMENT OF ENVIRONMENTAL CONSERVATION
 DIVISION OF SOLID & HAZARDOUS MATERIALS
 1998 POTW INFORMATION

FACILITY NAME	SPDES NUMER	DESIGN FLOW,mgd	ACTUAL FLOW,mgd	SLUDGE TREATMENT	DEWATERING METHOD	BIOSOLIDS QUANTITY Dry Ton/Year	BIOSOLIDS MANAGEMENT METHOD	ULTIMATE USE/DISPOSAL LOCATION
ONONDAGA COUNTY								
BALDWINVILLE SENECA KNOLLS	30571	9.000	4.035	Aerobic Digestion	Belt Filter Press	389	Chemical Stabilization	Thru Syracuse Metro
BREWERTON	27596	3.000	1.957	Aerobic Digestion	None	275	Chemical Stabilization	Thru Syracuse Metro
GREENFIELD	97551	0.100	0.072	None	None	7	Chemical Stabilization	Thru Syracuse Metro
HARBOUR HEIGHTS	27740	0.150	0.108	None	None	3	Chemical Stabilization	Thru Syracuse Metro
JAMESVILLE PENITENTIARY	27651	0.065	0.034	None	None	18	Chemical Stabilization	Thru Syracuse Metro
JORDON	105007	0.160	0.100	None	None	30	Chemical Stabilization	Thru Syracuse Metro
MARCELLUS	20532	0.380	0.319	Aerobic Digestion	Drying Beds	54	Chemical Stabilization	Thru Syracuse Metro
MEADOWBROOK-LIMESTONE	27723	6.500	4.865	Aerobic Digestion	None	568	Chemical Stabilization	Thru Syracuse Metro
MINOA	25461	0.500	0.420	Aerobic Digestion	Drying Beds	86	Landfilling	Seneca Meadows LF
OAK ORCHARD	30317	10.000	5.911	None	None	1543	Chemical Stabilization	Thru Syracuse Metro
SKANEATELES	94480	0.550	0.676	Aerobic Digestion	None	100	Chemical Stabilization	Thru Syracuse Metro
SYRACUSE	27081	80.000	67.400	Anaerobic Digestion	Belt Filter Press	10011	Chemical Stabilization	On-site/Seneca Meadows
TULLY	26824	0.160	0.135	Aerobic Digestion	Belt Filter Press	26	Land Application	Banner Farm
WARNERS SERVICE AREA	27456	0.040	0.014	None	None	2	Landfilling	Thru Canandaigua
WETZEL ROAD	27618	3.500	2.850	Anaerobic Digestion	None	383	Chemical Stabilization	Thru Syracuse Metro
*WHISPERING OAKS SUBDIVISION	231321	0.016	0.000	Septic Tank	None	1	Chemical Stabilization	Thru Syracuse Metro
OSWEGO COUNTY								
BIG BAY	216291	0.056	0.032	Aerobic Digestion	None	6	Incineration	Thru Watertown
CENTRAL SQUARE	35131	0.450	0.220	Aerobic Digestion	Drying Beds	33	Landfilling	Bristol Hill LF
CLEVELAND (V)	214370	0.150	0.070	Aerobic Digestion	Drying Beds	50	Landfilling	Bristol Hills LF
FULTON	26301	3.400	2.980	Anaerobic Digestion	Belt Filter Press	200	Landfilling	Bristol Hill LF
HASTINGS	157376	0.028	0.015	Septic Tank	None	5	Land Application	by Vanliw Septic Service
MEXICO	36617	0.300	0.253	Aerobic Digestion	None	31	Land Application	Ruby (William) Farm
MINETTO	36749	0.200	0.125	Aerobic Digestion	Drying Beds	37	Landfilling	Cumberland County LF
OSWEGO EAST SIDE	29114	5.350	3.090	None	Belt Filter Press	1010	Incineration	On-site
OSWEGO WEST SIDE	29106	4.000	3.310	None	Belt Filter Press	375	Incineration	On-site
PARISH	107654	0.140	0.044	Aerobic Digestion	Drying Beds	6	Landfilling	Bristol Hill LF
PHOENIX	20664	0.600	0.300	Aerobic Digestion	Drying Beds	80	Landfilling	Bristol Hill LF
PULASKI	20257	0.320	0.497	Aerobic Digestion	Drying Beds	50	Landfilling/Inciner.	Bristol Hill LF/Watertown
SLEEPY HOLLOW	29238	0.030	0.030	Aerobic Digestion	None	1	Land Application	
TIOGA COUNTY								
OWEGO #1	22730	0.500	0.557	Anaerobic Digestion	Drying Beds	52	Land Application	Card, Torbert Farms
OWEGO #2	25798	2.000	1.128	Anaerobic Digestion	None	140	Incineration	Thru Watertown WWTP
OWEGO VILLAGE	29262	1.000	0.687	Anaerobic Digestion	Belt Filter Press	27	Land Application	Klett Brothers Farm
WAVERLY	31089	0.850	0.750	Aerobic Digestion	Belt Filter Press	159	Land Application	Fred Schweiger Farm
TOMPKINS COUNTY								
CAYUGA HEIGHTS	20958	2.000	1.900	Anaerobic Digestion	Belt Filter Press	175	Landfilling	Seneca Meadows LF
DRYDEN	29190	0.400	0.524	Anaerobic Digestion	Drying Beds	40	Landfilling	Seneca Meadows LF
FREEVILLE	110493	0.125	0.060	Lagoon	None	6	Lagoon	On-site
GROTON	25585	0.350	0.265	Imhoff Tank	Drying Beds	40	Landfilling	Seneca Meadows LF
ITHACA	26638	10.000	7.845	Anaerobic Digestion	Belt Filter Press	889	Landfilling	Seneca Meadows LF
NEWFIELD	110752	0.030	0.000	Septic Tank	None	3	Contracted Hauler	Stinky's Tank Service
TRUMANSBURG	24902	0.250	0.321	Aerobic Digestion	None	74	Landfilling	Thru Ithaca

NEW YORK STATE DEPARTMENT OF ENVIRONMENTAL CONSERVATION
 DIVISION OF SOLID & HAZARDOUS MATERIALS
 1998 POTW INFORMATION

FACILITY NAME	SPDES NUMER	DESIGN FLOW,mgd	ACTUAL FLOW,mgd	SLUDGE TREATMENT	DEWATERING METHOD	BIOSOLIDS QUANTITY Dry Ton/Year	BIOSOLIDS MANAGEMENT METHOD	ULTIMATE USE/DISPOSAL LOCATION
DEC Region 8								
CHEMUNG COUNTY								
CHEMUNG COUNTY ELMIRA SD	35742	12.000	10.200	Anaerobic Digestion	Belt Filter Press	603	Landfilling	Chemung County LF
CHEMUNG COUNTY SD #1	36986	9.500	9.400	Anaerobic Digestion	Belt Filter Press	224	Landfilling	Chemung County LF
GENESEE COUNTY								
ALEXANDER	110523	0.055	0.023	Septic Tank	None	2	Incineration	Thru North Tonawanda
BATAVIA	26514	5.500	4.100	Lagoon	None	500	Lagoon	On-site
BERGEN	110434	0.104	0.101	Septic Tank	None	15	Incineration	Thru GCO then Van Lare
BYRON SD	160971	0.035	0.039	Septic Tank	None	4	Contracted Hauler	Unknown
CORFU	108430	0.135	0.062	Imhoff Tank	Drying Beds	20	Landfilling	Chaffee LF
ELBA	20907	0.080	0.074	Lagoon	None	8	Lagoon	On-site
LE ROY	30546	1.000	0.670	None	Belt Filter Press	155	Composting	On-site
OAKFIELD	23639	0.500	0.220	Aerobic Digestion	None	42	Incineration	Thru F.E. Van Lare
LIVINGSTON COUNTY								
AVON	24449	2.750	0.660	Anaerobic Digestion	Drying Beds	60	Landfilling	High Acres Western
CONESUS LAKE (LAKEVILLE)	32328	1.270	0.662	Anaerobic Digestion	Drying Beds	114	Landfilling	Niagara Recycling LF
DANVILLE	24384	1.500	1.430	Aerobic Digestion	Drying Beds	115	Land Application	at Leo Dickson farm
GENESEO	30635	1.500	0.885	Anaerobic Digestion	Drying Beds	120	Landfilling	Niagara Recycling Inc
LIMA	22420	0.200	0.130	Anaerobic Digestion	Drying Beds	21	Landfilling	Seneca Meadows LF
MOUNT MORRIS	30741	0.864	0.456	Anaerobic Digestion	Drying Beds	70	Composting	On-site
NUNDA	108421	0.200	0.099	Aerobic Digestion	Drying Beds	27	Land Application	Bucci Farm
RETSOF	23990	0.120	0.086	Imhoff Tank	None	6	Landfilling	Thru Canandaigua
MONROE COUNTY								
CHURCHVILLE	32026	0.300	0.140	Aerobic Digestion	Belt Filter Press	33	Composting	
FRANK E VAN LARE	28339	135.000	99.160	None	Belt Filter Press	24258	Incineration	On-site
GATES-CHILI-OGDEN	28045	15.000	13.100	None	Belt Filter Press	3209	Incineration	At Frank Van Lare
HONEOYE FALLS	25259	0.600	0.427	Anaerobic Digestion	None	32	Incineration	Thru Frank Van Lare
NORTHWEST QUADRANT	28231	22.000	17.520	None	Belt Filter Press	5092	Incineration/Compost	On-site/Le Roy compost
SCOTTSVILLE	20133	0.650	0.634	Aerobic Digestion	Drying Beds (Covered)	55	Incineration	Thru Van Lare
SPENCERPORT	20656	1.000	0.850	None	None	167	Incineration	Thru NW Quadrant
WALTER W BRADLEY (TOWN OF WEBSTER)	21610	7.500	5.810	Anaerobic Digestion	Belt Filter Press	792	Landfilling	Ontario Co LF
ONTARIO COUNTY								
BLOOMFIELD	24007	0.323	0.280	Anaerobic Digestion	Drying Beds	36	Landfilling	Ontario County LF
CANANDAIGUA	25968	6.500	3.000	Anaerobic Digestion	Belt Filter Press	477	Landfilling	Ontario County LF
CLIFTON SPRINGS	20311	0.370	0.340	Aerobic Digestion	None	40	Composting	On-site
CLIFTON SPRINGS SERVICE AREA	27481	0.054	0.022	None	None	3	Landfilling	Thru Canandaigua WWTP
*FARMINGTON	23531	2.100	1.000	Anaerobic Digestion	Belt Press/D. Beds	343	Landfilling	Ontario County LF
GENEVA (MARSH CREEK)	27049	4.000	3.720	Anaerobic Digestion	Belt Filter Press	1327	Composting	On-site
*GORHAM	160814	0.061	0.043	Aerobic Digestion	None	5	Landfilling	Thru Penn Yann
*HONEOYE LAKE	107255	0.500	0.331	Aerobic Digestion	None	40	Landfilling	Thru Canandaigua
MANCHESTER-SHORTSVILLE	30813	0.880	0.603	Aerobic Digestion	Belt Filter Press	71	Composting	On-site
*PHELPS	24651	0.304	0.200	Aerobic Digestion	Drying Beds	17	Landfilling	Thru Canandaigua
VETERANS ADMINISTRATION HOSPITAL	24287	0.300	0.130	Anaerobic Digestion	Drying Beds	7	Landfilling	Ontario County LF
*VICTOR	22713	0.500	0.275	Anaerobic Digestion	Drying Beds (Covered)	26	On-site Storage	Ontario County LF

1998 POTW INFORMATION

FACILITY NAME	SPDES NUMER	DESIGN FLOW,mgd	ACTUAL FLOW,mgd	SLUDGE TREATMENT	DEWATERING METHOD	BIOSOLIDS QUANTITY Dry Ton/Year	BIOSOLIDS MANAGEMENT METHOD	ULTIMATE USE/DISPOSAL LOCATION
ORLEANS COUNTY								
ALBION	28401	2.300	2.160	Aerobic Digestion	Vacuum Filter	260	Land Application	Bonafede, Dragan,...
HOLLEY	23256	0.450	0.567	Aerobic Digestion	None	24	Incineration	Thru Van Lare
LYNDONVILLE	24678	0.150	0.055	None	Drying Beds	20	Landfilling	CID LF
MEDINA	21873	5.000	2.476	Anaerobic Digestion	Belt Filter Press	240	Composting	On-site
SCHUYLER COUNTY								
CAMP MONTEREY	98418	0.045	0.031	Aerobic Digestion	None	7	Landfilling	Thru Watkins Glen
MONTOUR FALLS	21865	0.310	0.310	Imhoff Tank	Drying Beds	73	Land Apply/Landfill	Leo Dickon/Seneca Meadows
WATKINS GLEN	20524	0.700	0.373	Aerobic Digestion	Vacuum Filter	53	Landfilling	Seneca Meadows LF
SENECA COUNTY								
INTERLAKEN	29289	0.100	0.050	Imhoff Tank	None	8	Landfilling	Thru Seneca Co SD#1
*JUNIUS (T) SD #1	245623	0.050	0.030			5	Landfilling	Thru Waterloo
JUNIUS POND SERVICE AREA	27472	0.030	0.013	None	None	2	Landfilling	Thru Canandaigua
SENECA ARMY DEPOT ACTIVITY BLDG# 4	21296	0.250	0.234	Imhoff Tank	Drying Beds	29	Landfilling	Seneca Meadows LF
SENECA COUNTY SD# 1	160407	0.700	0.520	Aerobic Digestion	Drying Beds	75	Landfilling	Seneca Meadows LF
SENECA FALLS	33308	3.500	1.930	Anaerobic Digestion	Belt Press/Dry Beds	81	Land Application	Norman White Farm
WATERLOO	22365	1.200	0.976	Lime Stabilization	Belt Filter Press	120	Landfilling	Seneca Meadows
STEUBEN COUNTY								
ADDISON	20320	0.420	0.230	Anaerobic Digestion	Drying Beds	40	Land Application	Leo Dickson Farm
BATH	21431	1.000	0.864	Aerobic Digestion	Belt Filter Press	350	Land Application	by Leo Dickson & Sons
CANISTEO	23248	0.400	0.462	Aerobic Digestion	Drying Beds	72	Land Application	Leo Dickson & Sons
CORNING	25721	2.130	1.720	Anaerobic Digestion	Belt Filter Press	560	Landfilling	Bath LF
ERWIN	23906	0.920	0.650	Aerobic Digestion	Belt Filter Press	45	Composting	On-site
HORNELL	23647	4.000	2.653	Anaerobic Digestion	None	189	Land Application	Canister, Hornellsville
PAINTED POST	25712	0.500	0.355	Anaerobic Digestion	Belt Filter Press	57	Landfilling	Bath LF
SOUTH CORNING	110531	0.200	0.151	Anaerobic Digestion	None	7	Land Application	South of River Rd
WAYLAND	32999	0.350	0.190	Aerobic Digestion	Belt Filter Press	85	Composting	On-site
WAYNE COUNTY								
BUTLER SHOCK INCARCERATION FACILITY	227421	0.050	0.022	Aerobic Digestion	None	4	Incineration	Van Lare
CLYDE	23965	0.400	0.300	Aerobic Digestion	Drying Beds	50	Landfilling	Seneca Meadows LF
LYONS	22551	0.750	0.000	Aerobic Digestion	None	45	Landfilling	Thru Geneva
MACEDON	23612	0.750	0.180	Anaerobic Digestion	None	10	Landfilling	Thru Canandaigua
MARION	31569	0.125	0.104	Aerated Lagoon	None	10	Lagoon	
NEWARK	29475	3.000	2.447	Anaerobic Digestion	Centrifuge	110	Landfilling	Seneca Meadows LF
ONTARIO	27171	1.000	0.576	Aerobic Digestion	Belt Filter Press	73	Land Application	Town of Ontario
PALMYRA	25101	0.600	0.386	Anaerobic Digestion	Drying Beds	30	Incineration	Thru Van Lare
SAVANNAH SD# 2	162663	0.040	0.040	Septic Tank	None	1	On-site Storage	
SODUS	21482	0.383	0.358	Anaerobic Digestion	Drying Beds	50	Landfilling	High Acres LF
SODUS POINT	28088	0.570	0.199	Aerobic Digestion	Plate & Frame Press	44	Landfilling	High Acres LF
WALWORTH	25704	0.900	0.500	Aerobic Digestion	Plate & Frame Press	67	Land Application	Gibbs Farm
WILLIAMSON	108723	0.625	0.595	Aerobic Digestion	Drying Beds(not used)	68	Landfilling	Thru Canandaigua
WOLCOTT	20303	0.250	0.203	Aerobic Digestion	Drying Beds	36	Composting	Thru Geneva STP/BFI
YATES COUNTY								
DUNDEE	25445	0.300	0.253	Anaerobic Digestion	None	38	Land Application	Village & Dickson Farm
PENN YAN	29726	1.800	1.000	Anaerobic Digestion	Drying Beds	97	Landfilling	Seneca Meadows LF
RUSHVILLE	161071	0.060	0.056	Septic Tank	None	6	On-site Storage	

NEW YORK STATE DEPARTMENT OF ENVIRONMENTAL CONSERVATION
 DIVISION OF SOLID & HAZARDOUS MATERIALS
 1998 POTW INFORMATION

FACILITY NAME	SPDES NUMER	DESIGN FLOW,mgd	ACTUAL FLOW,mgd	SLUDGE TREATMENT	DEWATERING METHOD	BIOSOLIDS QUANTITY Dry Ton/Year	BIOSOLIDS MANAGEMENT METHOD	ULTIMATE USE/DISPOSAL LOCATION
DEC Region 9								
ALLEGANY COUNTY								
ALFRED	22357	0.980	0.457	Anaerobic Digestion	Drying Beds	80	Landfill/Land Apply	Allegany County LF
BELMONT	31844	0.155	0.153	Anaerobic Digestion	Drying Beds	27	Landfilling	Allegany County LF
BOLIVAR	22381	0.400	0.360	Aerobic Digestion	Drying Beds	28	Landfilling	Allegany County LF
CANEADEA	24431	0.280	0.125	Anaerobic Digestion	Drying Beds	20	Landfilling	Allegany County LF
CUBA	23515	0.970	0.740	Anaerobic Digestion	Drying Beds	122	Landfilling	Allegany County LF
*FILLMORE	203858	0.036	0.000	Septic Tank	None	4	On-site Storage	
FRIENDSHIP	29301	0.140	0.134	Imhoff Tank	Drying Beds	28	Landfilling	Allegany County LF
WELLSVILLE	20621	1.500	1.250	Anaerobic Digestion	D. Beds/Belt Press	182	Landfilling	Allegany County LF
CATTARAUGUS COUNTY								
CATTARAUGUS	25861	0.060	0.048	Septic Tank	None	6	Land Application	Richard Hill farm
*ELLCOTTVILLE	23574	0.700	0.000	Aerated Lagoon	None	28	Lagoon	
FRANKLINVILLE	28991	0.750	0.854	Aerobic Digestion	Drying Beds	56	Landfilling	CID LF
*LIMESTONE	29068	0.250	0.000	Aerated Lagoon	None	10	Lagoon	
LITTLE VALLEY	104795	0.185	0.146	Aerobic Digestion	None	24	Land Application	
OLEAN	27162	7.000	4.860	Anaerobic Digestion	Belt Filter Press	344	Landfilling	Allegany County LF
PORTVILLE	20966	1.000	0.670	Septic Tank	None	20	Land Application	Portville by Lee's
SALAMANCA	20508	2.000	2.100	Aerobic Digestion	None	72	Land Application	Area farm land
SOUTH DAYTON	204846	0.080	0.023	None	None	2	Land Application	Thru Salamanca
CHAUTAQUA COUNTY								
BROCTON	23507	0.372	0.338	Anaerobic Digestion	Plate & Frame Press	55	Landfilling	Ellery LF
CHAUTAQUA UTILITY	29769	0.840	0.457	None	None	49	Landfilling	Thru Westfield
CHERRY CREEK	204081	0.025	0.039	Septic Tank	None	4	Contracted Hauler	Unknown
DUNKIRK	27961	6.000	4.900	Lime Stabilization	Plate & Frame Press	1810	Landfilling	Lakeview LF
ELLCOTT SD# 6	3719	0.012	0.006	None	None	3	Land Application	Thru South & Center
FREDONIA	26409	3.300	3.230	Anaerobic Digestion	Centrifuge/D. Beds	889	Landfilling	Ellery LF
HANOVER	105104	0.500	0.270	Aerobic Digestion	Drying Beds (Covered)	40	Landfilling	Ellery LF
JAMESTOWN	27570	8.000	8.300	Anaerobic Digestion	Belt Filter Press	705	Landfilling	Chautauqua County LF
LILY DALE	100242	0.048	0.020	Septic Tank	None	6	Landfilling	Thru Westfield
NORTH CHAUTAUQUA LAKE	20826	0.500	0.470	Anaerobic Digestion	Drying Beds	38	Landfilling	Ellery LF
RIPLEY	25381	0.400	0.275	Aerobic Digestion	Drying Beds	11	Landfilling	Ellery LF
SHERMAN	36315	0.140	0.081	Aerobic Digestion	Drying Beds	19	Landfilling	Ellery LF
SILVER CREEK	22411	0.750	0.600	Aerobic Digestion	None	13	Landfilling	Thru Westfield
SOUTH & CENTER CHAUTAUQUA LAKE	106895	4.100	2.600	Lime Stabilization	Vacuum Filter	637	Land Apply/Landfill	Eight farms /Ellery
WESTFIELD	21334	3.500	1.170	Aerobic Digestion	Plate & Frame Press	382	Landfilling	Ellery LF
ERIE COUNTY								
AKRON	31003	0.820	0.551	Anaerobic Digestion	Drying Beds	90	Landfilling	CID LF
ALDEN SD# 2	21857	0.025	0.013	Aerobic Digestion	None	1	Incineration	Thru North Tonawanda
*ALDEN VILLAGE	20541	0.650	0.608	Anaerobic Digestion	Belt Filter Press	70	Landfilling	CID Landfill
AMHERST SD #16	25950	36.000	26.500	Anaerobic Digestion	Belt Press/Centrifuge	4108	Heat Drying	On-site
BIRD ISLAND	28410	180.000	170.000	Anaerobic Digestion	Belt Filter Press	23000	Incineration	On-site
BLASDELL	20681	0.830	0.960	Anaerobic Digestion	Drying Beds	100	Landfilling	CID LF
CLARENCE RESEARCH	167169	0.020	0.002	Aerobic Digestion	None	1	Incineration	Thru Southtowns
CRANERIDGE	36714	0.072	0.050	Aerobic Digestion	None	8	Incineration	Thru Buffalo Sewer A
EAST AURORA	28436	3.140	2.100	Aerobic Digestion	Centrifuge/D. Beds	180	Landfilling	Lakeview LF in PA
ELMA (T) JERGE SUBDIVISION	23019	0.014	0.011	Septic Tank	None	2	Incineration	Thru Buffalo Sewer A
ELMA SD# 4 (BRIGGSWOOD)	32051	0.020	0.013	Aerobic Digestion	None	2	Incineration	Thru N. Tonawanda
ELMA SD# 5 (MEADOWS)	33995	0.080	0.041	Aerobic Digestion	None	3	Incineration	Thru N. Tonawanda
ELMA SD# 7 (PONDBROOK)	203360	0.020	0.005	Aerobic Digestion	None	1	Incineration	Thru N. Tonawanda
ERIE COUNTY SD# 2	22543	4.500	6.897	Aerobic Digestion	D. Beds/Centrifuge	512	Landfilling	Niagara Recycling In

NEW YORK STATE DEPARTMENT OF ENVIRONMENTAL CONSERVATION
 DIVISION OF SOLID & HAZARDOUS MATERIALS
 1998 POTW INFORMATION

FACILITY NAME	SPDES NUMER	DESIGN FLOW,mgd	ACTUAL FLOW,mgd	SLUDGE TREATMENT	DEWATERING METHOD	BIOSOLIDS QUANTITY Dry Ton/Year	BIOSOLIDS MANAGEMENT METHOD	ULTIMATE USE/DISPOSAL LOCATION
GOWANDA	32093	2.200	1.600	Anaerobic Digestion	Belt Filter Press	280	Composting	On-site
GRAND ISLAND	27693	3.500	2.920	Anaerobic Digestion	Belt Filter Press	275	Incineration	Thru Buffalo Sewer A
HOLLAND	108103	0.180	0.077	Aerobic Digestion	Drying Beds (Covered)	25	Landfilling	Niagara Recycling LF
KISSING BRIDGE SD #2	243493	0.025	0.017	None	None	1	Incineration	Thru Buffalo Sewer A
LACKAWANNA	22136	4.500	3.700	Aer/Anaer Digestion	Centrifuge	364	Landfilling	Niagara Recycling LF
SISTERS OF ST JOSEPH	90077	0.020	0.007	Aerobic Digestion	None	1	Incineration	Thru Southtowns
SOUTHTOWNS	95401	16.000	14.100	Lime Stabilization	Plate & Frame Press	2914	Incinerate/Landfill	On-site/Niagara Recy
SPRINGVILLE	21474	1.150	1.220	Anaerobic Digestion	None	80	Incineration	Thru Buffalo Sewer A
TONAWANDA	26395	30.000	21.800	Wet Air Oxidation	Vacuum Filter	2678	Incineration	On-site
NIAGARA COUNTY								
GASPORT	29963	0.480	0.207	None	Drying Beds	15	Landfill/Incinerate	Modern LF/Monroe Co
LEWISTON	27766	2.750	2.850	Anaerobic Digestion	Belt Filter Press	270	Landfilling	Modern LF
LOCKPORT	27057	22.000	13.870	None	Belt Filter Press	2628	Composting	On-site
MIDDLEPORT	22331	0.700	0.410	Anaerobic Digestion	None	27	Composting	Thru Medina
NEWFANE	27774	1.600	1.460	None	Belt Filter Press	356	Composting	Phillips Road
NIAGARA COUNTY SD# 1	27979	14.080	7.990	Aerobic Digestion	Belt Filter Press	1169	Landfilling	Niagara Recycling Inc
NIAGARA FALLS	26336	48.000	37.000	Lime Stabilization	Belt Filter Press	6100	Landfilling	Modern LF
NORTH TONAWANDA	26280	13.000	8.126	Anaerobic Digestion	Belt Filter Press	1109	Landfilling	Niagara Recycling Inc
WILSON	20419	0.312	0.297	Aerobic Digestion	Belt Filter Press	35	Landfilling	Modern LF
WYOMING COUNTY								
ARCADE	26948	0.500	0.305	Aerobic Digestion	Drying Beds	65	Landfilling	CID LF
ATTICA	21849	1.400	1.514	Anaerobic Digestion	D. Beds/Belt Press	180	Composting	On-site
PERRY	22985	0.970	0.850	Anaerobic Digestion	Drying Beds	140	Landfilling	CID LF
WARSAW	21504	0.700	0.630	Anaerobic Digestion	Drying Beds	100	Landfilling	CID LF

*POTWs that did not respond to the survey. Existing Department data used.

Source: NYSDEC - Division of Solid & Hazardous Materials

Appendix C

Biosolids Quality for Beneficial Use Facilities

This appendix contains recent biosolids quality data, obtained from annual reports submitted by the permitted facilities and from the Department's sampling program.

Variability in analytical results within a given POTW or from one POTW to another can be caused by a number of factors, such as:

- C time of year (seasonal variation)
- C type of input to the treatment plant
- C treatment process used
- C additives used (lime, etc.)
- C percent solids of the sample
- C laboratory used.